

CSAAB | IP6A-06BUTP-01S-01S

Base Product



InstaPATCH® Cu GigaSPEED X10D® U/UTP LSZH Class B2ca
Preterminated Copper Cable, single row standard density outlet to single
row standard density outlet, 6 links

Product Classification

Regional Availability	EMEA
Portfolio	CommScope®
Product Type	Copper trunk cable assembly
Product Brand	GigaSPEED XL® InstaPATCH® Cu
Ordering Note	Available cable jacket color: white

General Specifications

ANSI/TIA Category	6A
Cable Type	U/UTP (unshielded)
Conductor Type	Solid
Interface, Connector A	Information outlet
Interface Feature, connector A	Single row Standard density
Interface, Connector B	Information outlet
Interface Feature, connector B	Single row Standard density
Link Count	6
Wiring	T568B

Dimensions

Cable Assembly Length Range (m)	2 – 90
Cable Assembly Length Range (ft)	7 – 295

Electrical Specifications

dc Resistance, maximum	0.3 ohm
Safety Voltage Rating	300 V

Ordering Tree

CSAAB | IP6A-06BUTP-01S-01S

1 2 3 4 5 6 7 8 9 10 11 12
C A A A C - 1 1 H A B B F 0 5 0

Cable Type	Connector B	Orientation A	Orientation B
A Cat 6A X10D – U/UTP (Plenum)	A Outlet* – Single Row Standard Density	1 Trident Series Flat	1 Trident Series Flat
B Cat 6A X10D – U/UTP (Riser)	B Outlet* – Dual Row Standard Density	2 Right Paired Flat	2 Right Paired Flat
C Cat 6A X10D – U/UTP (LSZH)	C Outlet* – Dual Row High Density	3 Right Series Flat	3 Right Series Flat
D Cat 6A X10D – F/UTP (Plenum)	G RJ45 Plug* – Single Row Standard Density	4 Left Paired Flat	4 Left Paired Flat
E Cat 6A X10D – F/UTP (Riser)	H RJ45 Plug* – Dual Row Standard Density	5 Left Series Flat	5 Left Series Flat
F Cat 6A X10D – F/UTP (LSZH)	J RJ45 Plug* – Dual Row High Density	6 Trident Paired Flat	6 Trident Paired Flat
G Cat 6 XL – U/UTP (Plenum)	N 1100 Module	A Trident Series Angled	A Trident Series Angled
H Cat 6 XL – U/UTP (Riser)	R 360 1100 Evolve Module	B Right Paired Angled	B Right Paired Angled
I Cat 6 XL – U/UTP (LSZH)	S OneLink 2x6	C Right Series Angled	C Right Series Angled
J Cat 6A X10D – S/FTP (LSZH)	T OneLink 2x4	D Left Paired Angled	D Left Paired Angled
K Cat 6 – U/UTP Class B Rated (LSZH)		E Left Series Angled	E Left Series Angled
L Cat 6A – U/UTP Class B Rated (LSZH)		F Trident Paired Angled	F Trident Paired Angled
M Cat 6A X10D SD – U/UTP (Riser)		X Not Applicable	X Not Applicable

Connector A	Link	Outlet Color	Jacket Color	UOM	Length
A Outlet* – Single Row Standard Density	B 6	0 Not Applicable	8 White (WH)	F Foot	12 XXX
B Outlet* – Dual Row Standard Density	C 8	1 Black (BK)	C Slate (SL)	M Meter	
C Outlet* – Dual Row High Density	D 12	2 Blue (BL)	Z Blue (BL)		
G RJ45 Plug* – Single Row Standard Density	E 16	3 White (WH)			
H RJ45 Plug* – Dual Row Standard Density	F 18				
J RJ45 Plug* – Dual Row High Density	G 24				
N 1100 Module					
R 360 1100 Evolve Module					
S OneLink 2x6					
T OneLink 2x4					
X Unterminated					

Bundling	Labeling
H Hook-n-loop	A Generic Label
S Sleaving	

Environmental Specifications

Operating Temperature	-20 °C to +60 °C (-4 °F to +140 °F)
EN50575 CPR Cable EuroClass Fire Performance	B2ca
EN50575 CPR Cable EuroClass Smoke Rating	s1a
EN50575 CPR Cable EuroClass Droplets Rating	d0
EN50575 CPR Cable EuroClass Acidity Rating	a1
Environmental Space	Low Smoke Zero Halogen (LSZH)
Flammability Rating	UL 94 V-0

Regulatory Compliance/Certifications

Agency	Classification
CENELEC	EN 50575 compliant, Declaration of Performance (DoP) available
CHINA-ROHS	Below maximum concentration value
ISO 9001:2015	Designed, manufactured and/or distributed under this quality management system
REACH-SVHC	Compliant as per SVHC revision on www.commscope.com/ProductCompliance
ROHS	Compliant
UK-ROHS	Compliant



Included Products


CSAAB | IP6A-06BUTP-01S-01S

760092429
MGS600-WH

- GigaSPEED X10D® M-Series Modular Jack, RJ45, Cat6A Unshielded, White

760237884
3091B-B WHT 4/23 R1000

- GigaSPEED X10D® 3091B-B ETL Verified Category 6A U/UTP Cable, white jacket, 4 pair count, 1000 ft (305 m) length, reel



GigaSPEED X10D® M-Series Modular Jack, RJ45, Cat6A Unshielded, White

- Electrical performance guaranteed to meet or exceed the channel specifications to ISO/IEC 11801 Class EA and ANSI/TIA-568-C.2 Category 6A
- Patented crossing of straddling pair contacts enables efficient alien crosstalk reduction in the channel
- Snaps into standard M-series faceplates, surface-mount boxes, consolidation point boxes and modular panels
- Mountable either at 90 degrees (straight) or 45 degrees (angled) in M-series faceplate
- Universal design and label supports both T568 A & B wiring
- IDC connector terminations on rear of base allow quick and easy installation of 22 to 24 AWG cable
- Support network line speeds up to at least 10 gigabits per second
- Low-profile rear protective strain relief cap, protects against contamination and secures the connection

Product Classification

Regional Availability

Asia | Australia/New Zealand | EMEA | Latin America | North America

Portfolio

SYSTIMAX®

Product Type

Modular jack

Product Brand

GigaSPEED X10D®

Product Series

MGS600

General Specifications

ANSI/TIA Category

6A

Cable Type

Unshielded

Color

White

Conductor Type

Solid | Stranded

Integrated Dust Cover Type

None

Mounting Note

Color matches with M-series White Faceplates and Surface Mount Boxes

Termination Type

IDC

Wiring

T568A | T568B

Dimensions

Height

19.4 mm | 0.764 in

760092429 | MGS600-WH

Width	21.08 mm 0.83 in
Depth	30.2 mm 1.189 in
Compatible Conductor Gauge, solid	22 AWG 24 AWG
Compatible Conductor Gauge, stranded	22 AWG 24 AWG

Electrical Specifications

Contact Resistance Variation, maximum	20 mOhm
Contact Resistance, maximum	100 mOhm
Current Rating at Temperature	1.5 A @ 20 °C 1.5 A @ 68 °F
Dielectric Withstand Voltage, RMS, conductive surface	1,500 Vac @ 60 Hz
Dielectric Withstand Voltage, RMS, contact-to-contact	1,000 Vac @ 60 Hz
Insulation Resistance, minimum	500 MOhm
Remote Powering	Fully supports the safe delivery of power over LAN cabling described by IEEE 802.3bt (Type 4) and complies with the unmating under electrical load requirements prescribed by IEC 60512-99-002
PoE Durability	Supports IEEE 802.3bt Type 4 (90 W) applications after 3000 plug to jack mating cycles

Material Specifications

Contact Plating Material	Precious metals
Material Type	Copper alloy High-impact, flame retardant, thermoplastic
Termination Contact Plating	Nickel

Mechanical Specifications

Plug Retention Force, minimum	133 N 29.9 lbf
Plug to Jack Mating Cycles	Complies to IEC 60603-7 series

Environmental Specifications

Operating Temperature	-10 °C to +60 °C (+14 °F to +140 °F)
Storage Temperature	-40 °C to +70 °C (-40 °F to +158 °F)
Relative Humidity	Up to 95%, non-condensing
Flammability Rating	UL 94 V-0
Safety Standard	UL cUL

Packaging and Weights


Packaging Material	Standard
Packaging quantity	1

Regulatory Compliance/Certifications

Agency	Classification
CHINA-ROHS	Below maximum concentration value
ISO 9001:2015	Designed, manufactured and/or distributed under this quality management system
REACH-SVHC	Compliant as per SVHC revision on www.commscope.com/ProductCompliance
ROHS	Compliant
UK-ROHS	Compliant



760237884 | 3091B-B WHT 4/23 R1000



GigaSPEED X10D® 3091B-B ETL Verified Category 6A U/UTP Cable, white jacket, 4 pair count, 1000 ft (305 m) length, reel

Product Classification

Regional Availability	EMEA
Portfolio	SYSTIMAX®
Product Type	Twisted pair cable
Product Brand	GigaSPEED X10D®

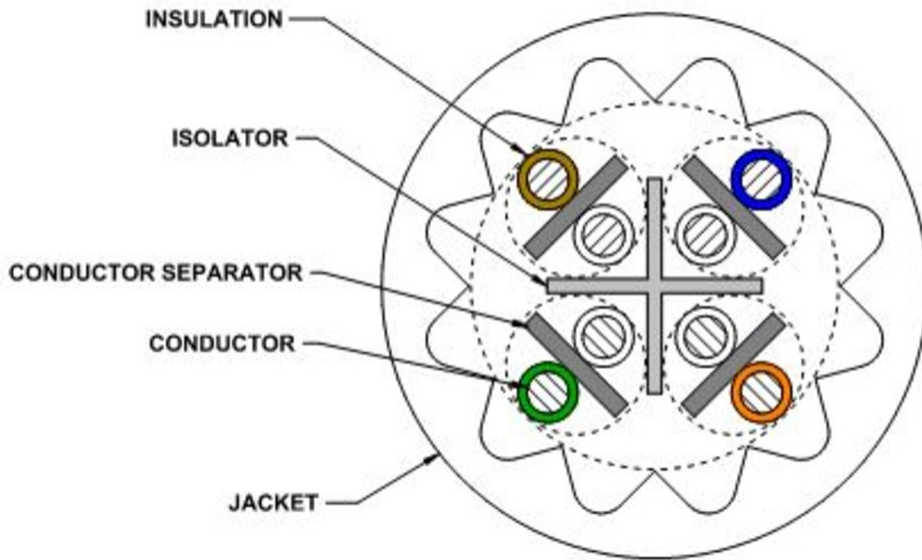
General Specifications

Product Number	3091B-B
ANSI/TIA Category	6A
Cable Component Type	Horizontal
Cable Type	U/UTP (unshielded)
Conductor Type, singles	Solid
Conductors, quantity	8
Jacket Color	White
Pairs, quantity	4
Separator Type	Isolator
Transmission Standards	ANSI/TIA-568.2-D ISO/IEC 11801 Class EA

Dimensions

Cable Length	304.8 m 1000 ft
Diameter Over Insulated Conductor	0.864 mm 0.034 in
Diameter Over Jacket, nominal	7.239 mm 0.285 in
Jacket Thickness	1.295 mm 0.051 in
Conductor Gauge, singles	23 AWG

Cross Section Drawing



Electrical Specifications

dc Resistance Unbalance, maximum	4 %
dc Resistance, maximum	7.61 ohms/100 m 2.32 ohms/100 ft
Dielectric Strength, minimum	2500 Vdc
Mutual Capacitance at Frequency	6.0 nF/100 m @ 1 kHz
Nominal Velocity of Propagation (NVP)	67 %
Operating Frequency, maximum	550 MHz
Operating Voltage, maximum	80 V
Remote Powering	Fully complies with the recommendations set forth by IEEE 802.3bt (Type 4) for the safe delivery of power over LAN cable when installed according to ISO/IEC 14763-2, CENELEC EN 50174-1, CENELEC EN 50174-2 or TIA TSB-184-A
Segregation Class	c

Material Specifications

Conductor Material	Bare copper
Insulation Material	Polyolefin
Jacket Material	Low Smoke Zero Halogen (LSZH)
Separator Material	Polyolefin

760237884 | 3091B-B WHT 4/23 R1000

Separator 2 Material Polyolefin

Mechanical Specifications

Pulling Tension, maximum 11.34 kg | 25 lb

Environmental Specifications

Installation temperature 0 °C to +60 °C (+32 °F to +140 °F)

Operating Temperature -20 °C to +60 °C (-4 °F to +140 °F)

Acid Gas Test Method EN 50267-2-3

EN50575 CPR Cable EuroClass Fire Performance B2ca

EN50575 CPR Cable EuroClass Smoke Rating s1a

EN50575 CPR Cable EuroClass Droplets Rating d0

EN50575 CPR Cable EuroClass Acidity Rating a1

Environmental Space Low Smoke Zero Halogen (LSZH)

Smoke Test Method IEC 61034-2

Packaging and Weights

Cable weight 55.955 kg/km | 37.6 lb/kft

Packaging Type Reel

Regulatory Compliance/Certifications

Agency	Classification
CENELEC	EN 50575 compliant, Declaration of Performance (DoP) available
CHINA-ROHS	Below maximum concentration value
ISO 9001:2015	Designed, manufactured and/or distributed under this quality management system
REACH-SVHC	Compliant as per SVHC revision on www.commscope.com/ProductCompliance
ROHS	Compliant
UK-ROHS	Compliant

