


FNWLCCLCAD

Base Product



SingleMode LC/UPC to LC/UPC, InstaPATCH® 360 Ruggedized Fiber Fanout Cable Assembly, 12-Fiber, Low Smoke Zero Halogen (LSZH)

Product Classification

Regional Availability	Asia Australia/New Zealand China Europe India Latin America Middle East/Africa North America
Portfolio	CommScope®
Product Type	Ruggedized fanout
Product Brand	SYSTIMAX InstaPATCH® 360
Ordering Note	For lengths greater than 999 ft (304 m), orders must be in meters Minimum length may vary based on cable configuration Not available in the United States or Canada

General Specifications

Color, boot A	Blue
Color, connector A	Blue
Color, boot B	Blue
Color, connector B	Blue
Construction Type	Stranded
Furcation Color	Yellow
Interface, Connector A	LC/UPC
Interface, Connector B	LC/UPC
Jacket Color	Yellow
Polarity	Pairs, flipped
Fibers per Subunit, quantity	12
Total Fibers, quantity	12

Dimensions

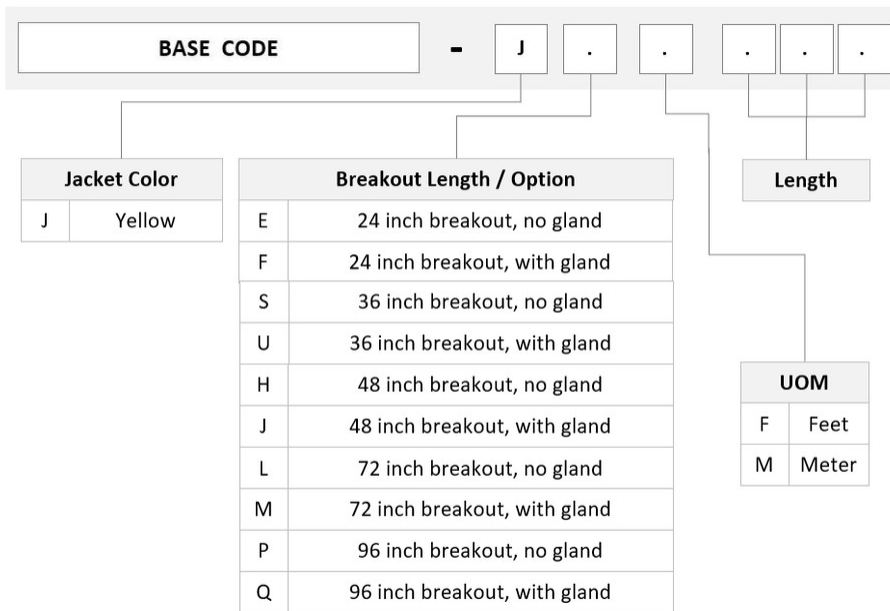
Cable Assembly Length Range (m)	3 – 305
--	---------

FNWLCLCAD

Cable Assembly Length Range (ft)

8 – 999

Ordering Tree



Mechanical Specifications

Cable Retention Strength, maximum 11.24 lb @ 0 ° | 4.40 lb @ 90 °

Optical Specifications

Fiber Mode Singlemode

Fiber Type G.652.D | G.657.A1, TeraSPEED®

Environmental Specifications

Operating Temperature -10 °C to +60 °C (+14 °F to +140 °F)

Environmental Space Dual Rated LSZH/Riser | Indoor

Packaging and Weights

Packaging quantity 1

Regulatory Compliance/Certifications

FNWLCCLCAD

Agency	Classification
ANATEL	Compliant
CHINA-ROHS	Below maximum concentration value
ISO 9001:2015	Designed, manufactured and/or distributed under this quality management system
REACH-SVHC	Compliant as per SVHC revision on www.commscope.com/ProductCompliance
ROHS	Compliant
UK-ROHS	Compliant



Included Products

760050328	-	Fiber OSP cable, TeraSPEED® Low Smoke Zero Halogen Riser MPO Trunk, 12 fiber,
N-012-MP-8W-F12YL/D		Singlemode G.652.D and G.657.A1, Feet jacket marking, Yellow jacket color, Dca flame rating
860655488	-	LC/UPC Connector, Singlemode, Blue

760050328 | N-012-MP-8W-F12YL/D



Fiber OSP cable, TeraSPEED® Low Smoke Zero Halogen Riser MPO Trunk, 12 fiber, Singlemode G.652.D and G.657.A1, Feet jacket marking, Yellow jacket color, Dca flame rating

Product Classification

Regional Availability	Asia Australia/New Zealand EMEA Latin America North America
Portfolio	CommScope®
Product Type	Fiber indoor cable
Product Series	N-MP

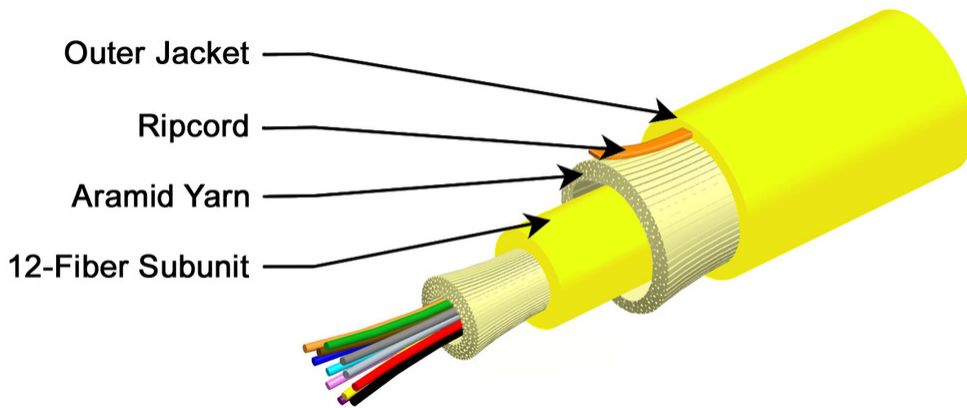
General Specifications

Cable Type	MPO trunk cable
Construction Type	Non-armored
Subunit Type	Gel-free
Jacket Color	Yellow
Jacket Marking	Feet
Total Fiber Count	12

Dimensions

Buffer Tube/Subunit Diameter	3 mm 0.118 in
Diameter Over Jacket	5.4 mm 0.213 in

Representative Image



Mechanical Specifications

Minimum Bend Radius, loaded	81 mm 3.189 in
Minimum Bend Radius, unloaded	54 mm 2.126 in
Tensile Load, long term, maximum	200 N 44.962 lbf
Tensile Load, short term, maximum	667 N 149.948 lbf
Compression	10 N/mm 57.101 lb/in
Compression Test Method	FOTP-41 IEC 60794-1 E3
Flex	300 cycles
Flex Test Method	FOTP-104 IEC 60794-1 E6
Impact	5.88 N-m 52.042 in lb
Impact Test Method	FOTP-25 IEC 60794-1 E4
Strain	See long and short term tensile loads
Strain Test Method	FOTP-33 IEC 60794-1 E1
Twist	10 cycles
Twist Test Method	FOTP-85 IEC 60794-1 E7
Vertical Rise, maximum	500 m 1,640.42 ft

Optical Specifications

Fiber Type	G.652.D and G.657.A1, TeraSPEED® OS2 OS2
-------------------	--

Environmental Specifications

Installation temperature	-20 °C to +60 °C (-4 °F to +140 °F)
Operating Temperature	-20 °C to +70 °C (-4 °F to +158 °F)

760050328 | N-012-MP-8W-F12YL/D

Storage Temperature	-40 °C to +70 °C (-40 °F to +158 °F)
Cable Qualification Standards	ANSI/ICEA S-83-596 Telcordia GR-409
EN50575 CPR Cable EuroClass Fire Performance	Dca
EN50575 CPR Cable EuroClass Smoke Rating	s1a
EN50575 CPR Cable EuroClass Droplets Rating	d1
EN50575 CPR Cable EuroClass Acidity Rating	a1
Environmental Space	Low Smoke Zero Halogen (LSZH) Riser
Flame Test Listing	NEC OFNR-ST1 (ETL) and c(ETL)
Flame Test Method	IEC 60332-3 IEC 60754-2 IEC 61034-2 UL 1666 UL 1685

Environmental Test Specifications

Heat Age	-20 °C to +85 °C (-4 °F to +185 °F)
Heat Age Test Method	IEC 60794-1 F9
Low High Bend	-20 °C to +70 °C (-4 °F to +158 °F)
Low High Bend Test Method	FOTP-37 IEC 60794-1 E11
Temperature Cycle	-20 °C to +70 °C (-4 °F to +158 °F)
Temperature Cycle Test Method	FOTP-3 IEC 60794-1 F1

Packaging and Weights

Cable weight	28 kg/km 18.815 lb/kft
---------------------	--------------------------

Regulatory Compliance/Certifications

Agency	Classification
CENELEC	EN 50575 compliant, Declaration of Performance (DoP) available
CHINA-ROHS	Below maximum concentration value
ISO 9001:2015	Designed, manufactured and/or distributed under this quality management system
REACH-SVHC	Compliant as per SVHC revision on www.commscope.com/ProductCompliance
ROHS	Compliant
UK-ROHS	Compliant



* Footnotes

Operating Temperature Specification applicable to non-terminated bulk fiber cable

LC/UPC Connector, Singlemode, Blue



Product Classification

Regional Availability	Asia Australia/New Zealand EMEA Latin America North America
Portfolio	CommScope®
Product Type	Fiber connector

General Specifications

Color, boot	Blue
Color, housing	Blue
Interface	LC/UPC

Dimensions

Length	41.6 mm 1.638 in
Compatible Cable Diameter	1.6 mm 0.063 in 2 mm 0.079 in

Material Specifications

Ferrule Material	Zirconia
-------------------------	----------

Mechanical Specifications

Cable Retention Strength, maximum	11.24 lb @ 0 °
--	----------------

Optical Specifications

Fiber Mode	Singlemode
Insertion Loss Change, mating	0.2 dB
Optical Components Standard	ANSI/TIA-568. 3-D IEC 61753-1
Insertion Loss Change, temperature	0.2 dB
Insertion Loss, maximum	0.34 dB
Return Loss, minimum	50 dB

Regulatory Compliance/Certifications

Agency	Classification
CHINA-ROHS	Below maximum concentration value
REACH-SVHC	Compliant as per SVHC revision on www.commscope.com/ProductCompliance
ROHS	Compliant
UK-ROHS	Compliant



* Footnotes

Insertion Loss Change, mating TIA-568: Maximum insertion loss change after 500 matings

Insertion Loss Change, temperature Maximum insertion loss change from -10 °C to +60 °C (+14 °F to +140 °F)