

AGGMPMPAF

Base Product



Singlemode MPO12 (Unpinned) to MPO12 (Unpinned), Fiber Trunk Cable Assembly, 24-Fiber, Method A, Plenum

Product Classification

Regional Availability	Asia Australia/New Zealand China Europe India Latin America Middle East/Africa North America
Portfolio	CommScope®
Product Type	Fiber trunk cable assembly
Ordering Note	For lengths greater than 999 ft (304 m), orders must be in meters Minimum length may vary based on cable configuration

General Specifications

Color, boot A	Black
Color, connector A	Green
Color, boot B	Black
Color, connector B	Green
Construction Type	Stranded
Furcation Color	Yellow
Interface, Connector A	MPO-12/APC Female
Interface, Connector B	MPO-12/APC Female
Jacket Color	Yellow
Polarity	Method A
Fibers per Subunit, quantity	12
Total Fibers, quantity	24

Dimensions

Cable Assembly Length Range (m)	3 – 999
Cable Assembly Length Range (ft)	10 – 999

Ordering Tree

AGGMPMPAF



Mechanical Specifications

Cable Retention Strength, maximum 11.24 lb @ 0° | 4.40 lb @ 90°

Optical Specifications

Fiber Mode Singlemode

Fiber Type G.652.D | G.657.A2, TeraSPEED®

Environmental Specifications

Operating Temperature -10 °C to +60 °C (+14 °F to +140 °F)

Environmental Space Indoor | Plenum


Regulatory Compliance/Certifications

Agency	Classification
ANATEL	Compliant
CHINA-ROHS	Above maximum concentration value
ISO 9001:2015	Designed, manufactured and/or distributed under this quality management system
REACH-SVHC	Compliant as per SVHC revision on www.commscope.com/ProductCompliance
ROHS	Compliant/Exempted
UK-ROHS	Compliant/Exempted



Included Products

- 760237965 P-024-MP-8G1-F12YL - Fiber indoor cable, Plenum for MPO Trunks, 24 fiber with 12 fiber subunits, Singlemode G.657.A2/B2, Feet jacket marking, Yellow jacket color
- 860638318 - MPO12, ULTRA LOW LOSS, FEMALE, Singlemode, GREEN, 3mm



Fiber indoor cable, Plenum for MPO Trunks, 24 fiber with 12 fiber subunits, Singlemode G.657.A2/B2, Feet jacket marking, Yellow jacket color

Product Classification

Regional Availability	Asia Australia/New Zealand Latin America Middle East /Africa North America
Portfolio	CommScope®
Product Type	Fiber indoor cable
Product Series	P-MP

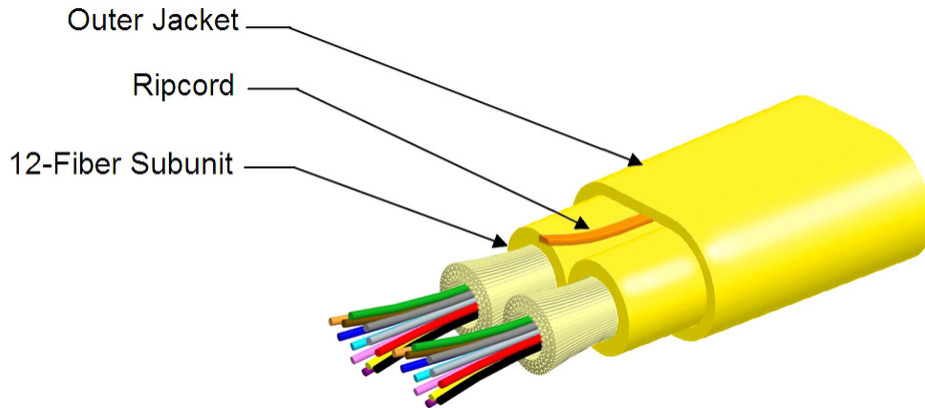
General Specifications

Cable Type	MPO trunk cable
Construction Type	Non-armored
Subunit Type	Gel-free
Jacket Color	Yellow
Jacket Marking	Feet
Subunit, quantity	2
Fibers per Subunit, quantity	12
Total Fiber Count	24

Dimensions

Height Over Jacket	3.9 mm 0.154 in
Width Over Jacket	6.9 mm 0.272 in
Buffer Tube/Subunit Diameter	3 mm 0.118 in

Representative Image



Mechanical Specifications

Minimum Bend Radius, loaded	58 mm 2.283 in
Minimum Bend Radius, unloaded	39 mm 1.535 in
Tensile Load, long term, maximum	200 N 44.962 lbf
Tensile Load, short term, maximum	667 N 149.948 lbf
Compression	10 N/mm 57.101 lb/in
Compression Test Method	FOTP-41 IEC 60794-1 E3
Flex	300 cycles
Flex Test Method	FOTP-104 IEC 60794-1 E6
Impact	0.74 N-m 6.55 in lb
Impact Test Method	FOTP-25 IEC 60794-1 E4
Strain	See long and short term tensile loads
Strain Test Method	FOTP-33 IEC 60794-1 E1
Twist	10 cycles
Twist Test Method	FOTP-85 IEC 60794-1 E7
Vertical Rise, maximum	500 m 1,640.42 ft

Optical Specifications

Fiber Type	G.657.A2/B2 G.657.A2/B2
-------------------	---------------------------

Environmental Specifications

Installation temperature	0 °C to +70 °C (+32 °F to +158 °F)
---------------------------------	------------------------------------

760237965 | P-024-MP-8G1-F12YL

Operating Temperature	0 °C to +70 °C (+32 °F to +158 °F)
Storage Temperature	-40 °C to +70 °C (-40 °F to +158 °F)
Cable Qualification Standards	ANSI/ICEA S-83-596 Telcordia GR-409
Environmental Space	Plenum
Flame Test Listing	NEC OFNP (ETL) and c(ETL)
Flame Test Method	NFPA 130 NFPA 262

Environmental Test Specifications

Heat Age	0 °C to +85 °C (+32 °F to +185 °F)
Heat Age Test Method	IEC 60794-1 F9
Low High Bend	0 °C to +70 °C (+32 °F to +158 °F)
Low High Bend Test Method	FOTP-37 IEC 60794-1 E11
Temperature Cycle	0 °C to +70 °C (+32 °F to +158 °F)
Temperature Cycle Test Method	FOTP-3 IEC 60794-1 F1

Packaging and Weights

Cable weight	29 kg/km 19.487 lb/kft
---------------------	--------------------------

Regulatory Compliance/Certifications


Agency	Classification
CHINA-ROHS	Below maximum concentration value
ISO 9001:2015	Designed, manufactured and/or distributed under this quality management system
REACH-SVHC	Compliant as per SVHC revision on www.commscope.com/ProductCompliance
ROHS	Compliant
UK-ROHS	Compliant



* Footnotes

Operating Temperature Specification applicable to non-terminated bulk fiber cable

860638318



MPO12, ULTRA LOW LOSS, FEMALE, Singlemode, GREEN, 3mm

Product Classification

Regional Availability	Asia Australia/New Zealand EMEA Latin America North America
Portfolio	CommScope®
Product Type	Fiber connector
Product Brand	TeraSPEED®

General Specifications

Color	Green
Color, boot	Black
Ferrule Geometry	Angled
Interface	MPO/APC Female
Interface Feature	Unpinned
Total Fiber Count	12

Dimensions

Length	60.1 mm 2.366 in
Compatible Cable Diameter	3 mm 0.118 in

Material Specifications

Ferrule Material	Polymer
-------------------------	---------

Mechanical Specifications

Cable Retention Strength, maximum	11.24 lb @ 0 °
------------------------------------------	----------------

Optical Specifications

Fiber Mode	Singlemode
Fiber Type	G.652.D and G.657.A1, TeraSPEED® OS2
Insertion Loss Change, mating	0.3 dB
Optical Components Standard	ANSI/TIA-568-C.3

860638318

Insertion Loss Change, temperature	0.3 dB
Insertion Loss, maximum	0.35 dB
Return Loss, minimum	65 dB

Packaging and Weights

Packaging quantity	1
---------------------------	---

Regulatory Compliance/Certifications

Agency	Classification
CHINA-ROHS	Below maximum concentration value
ISO 9001:2015	Designed, manufactured and/or distributed under this quality management system
REACH-SVHC	Compliant as per SVHC revision on www.commscope.com/ProductCompliance
ROHS	Compliant
UK-ROHS	Compliant



* Footnotes

Insertion Loss Change, mating	TIA-568: Maximum insertion loss change after 500 matings
Insertion Loss Change, temperature	Maximum insertion loss change from -10 °C to +60 °C (+14 °F to +140 °F)