

FFV4-65C-R6



12-port sector antenna, 4x 617-894 and 8x 1695-2690 MHz, 65°HPBW, 6x RET

General Specifications

Antenna Type	Sector
Band	Multiband
Color	Light Gray (RAL 7035)
Grounding Type	RF connector inner conductor and body grounded to reflector and mounting bracket
Performance Note	Outdoor usage
RF Connector Interface	4.3-10 Female
RF Connector Location	Bottom
RF Connector Quantity, mid band	8
RF Connector Quantity, low band	4
RF Connector Quantity, total	12

Remote Electrical Tilt (RET) Information

RET Hardware	CommRET v2
RET Interface	8-pin DIN Female 8-pin DIN Male
RET Interface, quantity	1 female 1 male
Input Voltage	10-30 Vdc
Internal RET	Low band (2) Mid band (4)
Power Consumption, active state, maximum	8 W
Power Consumption, idle state, maximum	1 W
Protocol	3GPP/AISG 2.0 (Single RET)

Dimensions


Width	498 mm 19.606 in
Depth	197 mm 7.756 in
Length	2438 mm 95.984 in

FFV4-65C-R6

Net Weight, antenna only

40 kg | 88.185 lb

Array Layout



Array ID	Frequency (MHz)	RF Connector	HPBW	RET (SRET)	AISG RET UID
R1	617-894	1 - 2	65°	1	CPXXXXXXXXXXXXR1
R2	617-894	3 - 4	65°	2	CPXXXXXXXXXXXXR2
Y1	1695-2690	5 - 6	65°	3	CPXXXXXXXXXXXXY1
Y2	1695-2690	7 - 8	65°	4	CPXXXXXXXXXXXXY2
Y3	1695-2690	9 - 10	65°	5	CPXXXXXXXXXXXXY3
Y4	1695-2690	11 - 12	65°	6	CPXXXXXXXXXXXXY4


(Sizes of colored boxes are not true depictions of array sizes)

Port Configuration

FFV4-65C-R6



Logo Image



Electrical Specifications

FFV4-65C-R6

Impedance	50 ohm
Operating Frequency Band	1695 – 2690 MHz 617 – 894 MHz
Polarization	±45°
Total Input Power, maximum	1,400 W @ 50 °C

Electrical Specifications

	R1,R2	R1,R2	Y1,Y2,Y3,Y4	Y1,Y2,Y3,Y4	Y1,Y2,Y3,Y4	Y1,Y2,Y3,Y4	Y1,Y2,Y3,Y4
Frequency Band, MHz	617–698	698–894	1695–1880	1850–1990	1920–2200	2300–2500	2500–2690
RF Port	1,2,3,4	1,2,3,4	5,6,7,8,9,10,11,12	5,6,7,8,9,10,11,12	5,6,7,8,9,10,11,12	5,6,7,8,9,10,11,12	5,6,7,8,9,10,11,12
Gain, dBi	15	15.7	17.2	17.8	18.1	18.5	18.6
Gain at Mid Tilt, dBi	14.7	15.5	16.7	17.4	17.8	18.3	18.1
Beamwidth, Horizontal, degrees	66	56	65	66	64	59	59
Beamwidth, Vertical, degrees	10.3	8.7	5.6	5.3	5	4.5	4.2
Beam Tilt, degrees	2–13	2–13	2–12	2–12	2–12	2–12	2–12
USLS (First Lobe), dB	18	16	19	22	22	22	21
Front-to-Back Ratio at 180°, dB	29	31	34	33	33	30	27
Front-to-Back Total Power at 180° ± 30°, dB	20	22	26	29	27	24	22
Isolation, Cross Polarization, dB	25	25	25	25	25	25	25
Isolation, Inter-band, dB	25	25	25	25	25	25	25
VSWR Return loss, dB	1.5 14.0	1.5 14.0	1.5 14.0	1.5 14.0	1.5 14.0	1.5 14.0	1.5 14.0
PIM, 3rd Order, 2 x 20 W, dBc	-150	-150	-150	-150	-150	-150	-150
Input Power per Port at 50°C, maximum, watts	250	250	200	200	200	200	200

Electrical Specifications, BASTA

Frequency Band, MHz	617–698	698–894	1695–1880	1850–1990	1920–2200	2300–2500	2500–2690
Gain by all Beam Tilts, average, dBi	14.5	15.2	16.6	17.3	17.7	18.1	18
Gain by all Beam Tilts Tolerance, dB	±0.8	±0.5	±0.7	±0.5	±0.5	±0.6	±0.5
Beamwidth, Horizontal	±4	±5	±5	±4	±4	±8	±7

FFV4-65C-R6

Tolerance, degrees

Beamwidth, Vertical Tolerance, degrees	±0.7	±1	±0.3	±0.2	±0.3	±0.3	±0.3
USLS, beampeak to 20° above beampeak, dB	17	15	16	17	17	17	16
CPR at Boresight, dB	20	18	19	19	18	14	13
CPR at Sector, dB	10	8	8	7	7	5	5

Mechanical Specifications

Wind Loading @ Velocity, frontal	829.0 N @ 150 km/h (186.4 lbf @ 150 km/h)
Wind Loading @ Velocity, lateral	217.0 N @ 150 km/h (48.8 lbf @ 150 km/h)
Wind Loading @ Velocity, maximum	1,102.0 N @ 150 km/h (247.7 lbf @ 150 km/h)
Wind Loading @ Velocity, rear	570.0 N @ 150 km/h (128.1 lbf @ 150 km/h)
Wind Speed, maximum	241 km/h (150 mph)

Packaging and Weights

Width, packed	565 mm 22.244 in
Depth, packed	309 mm 12.165 in
Length, packed	2625 mm 103.347 in
Weight, gross	53.3 kg 117.506 lb

Regulatory Compliance/Certifications

Agency	Classification
CHINA-ROHS	Below maximum concentration value
ISO 9001:2015	Designed, manufactured and/or distributed under this quality management system
REACH-SVHC	Compliant as per SVHC revision on www.commscope.com/ProductCompliance
ROHS	Compliant
UK-ROHS	Compliant



Included Products

BSAMNT-2F	–	Mounting bracket for cylindrical pipe installations (60-115mm pipe diameter) for fix mechanical tilt applications.
-----------	---	--


* Footnotes

FFV4-65C-R6

Performance Note

Severe environmental conditions may degrade optimum performance

BSAMNT-2F



Mounting bracket for cylindrical pipe installations (60-115mm pipe diameter) for fix mechanical tilt applications.

Product Classification

Product Type Fixed tilt mounting kit

General Specifications

Application Outdoor

Color Silver

Dimensions

Compatible Diameter, maximum 115 mm | 4.528 in

Compatible Diameter, minimum 60 mm | 2.362 in

Weight, net 3.8 kg | 8.378 lb

Material Specifications

Material Type Galvanized steel

Packaging and Weights

Included Brackets | Hardware

Packaging quantity 1

Weight, gross 4 kg | 8.818 lb

Regulatory Compliance/Certifications

Agency	Classification
CE	Compliant with the relevant CE product directives
CHINA-ROHS	Below maximum concentration value
ISO 9001:2015	Designed, manufactured and/or distributed under this quality management system
REACH-SVHC	Compliant as per SVHC revision on www.commscope.com/ProductCompliance
ROHS	Compliant
UK-ROHS	Compliant

BSAMNT-2F

