


RV4-65B-R5-V3



10-port sector antenna, 2x 694–960 and 8x 1695–2690 MHz, 65° HPBW, 5x RET

- All Internal RET actuators are connected in “Cascaded SRET” configuration

OBSOLETE

This product was discontinued on: November 30, 2023

Replaced By:

10P-2L8M-B5

10-port sector antenna, 2x 694–960 and 8x 1695–2690 MHz, 65° HPBW, 5x RET

General Specifications

Antenna Type	Sector
Band	Multiband
Grounding Type	RF connector inner conductor and body grounded to reflector and mounting bracket
Performance Note	Outdoor usage Wind loading figures are validated by wind tunnel measurements described in white paper WP-112534-EN
Radome Material	Fiberglass, UV resistant
Radiator Material	Low loss circuit board
Reflector Material	Aluminum
RF Connector Interface	4.3-10 Female
RF Connector Location	Bottom
RF Connector Quantity, high band	8
RF Connector Quantity, low band	2
RF Connector Quantity, total	10

Remote Electrical Tilt (RET) Information

RET Hardware	CommRET v2
RET Interface	8-pin DIN Female 8-pin DIN Male
RET Interface, quantity	1 female 1 male
Input Voltage	10–30 Vdc
Internal RET	High band (4) Low band (1)

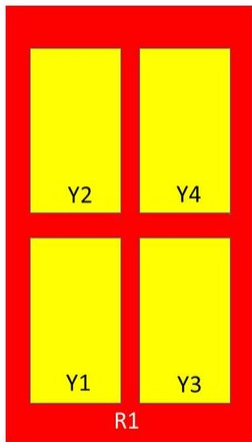
RV4-65B-R5-V3

Power Consumption, idle state, maximum	1 W
Power Consumption, normal conditions, maximum	8 W
Protocol	3GPP/AISG 2.0 (Single RET)

Dimensions

Width	350 mm 13.78 in
Depth	208 mm 8.189 in
Length	2100 mm 82.677 in
Net Weight, without mounting kit	28 kg 61.729 lb

Array Layout




Array	Freq (MHz)	Conns	RET (SRET)	AISG RET UID
R1	694-960	1-2	1	CPxxxxxxxxxxxxxxxxR1
Y1	1695-2690	3-4	2	CPxxxxxxxxxxxxxxxxY1
Y2	1695-2690	5-6	3	CPxxxxxxxxxxxxxxxxY2
Y3	1695-2690	7-8	4	CPxxxxxxxxxxxxxxxxY3
Y4	1695-2690	9-10	5	CPxxxxxxxxxxxxxxxxY4

Left Right
Bottom

(Sizes of colored boxes are not true depictions of array sizes)

Port Configuration

RV4-65B-R5-V3



Electrical Specifications

Impedance	50 ohm
Operating Frequency Band	1695 – 2690 MHz 694 – 960 MHz
Polarization	±45°
Total Input Power, maximum	800 W @ 50 °C

Electrical Specifications

Frequency Band, MHz	694–790	790–890	890–960	1695–1920	1920–2200	2300–2500	2500–2690
Gain, dBi	15.4	15.8	16	16.3	16.6	16.9	16.9
Beamwidth, Horizontal, degrees	69	66	64	61	63	65	63
Beamwidth, Vertical, degrees	10.8	9.7	8.9	8.9	7.9	6.9	6.6
Beam Tilt, degrees	0–12	0–12	0–12	0–12	0–12	0–12	0–12
USLS (First Lobe), dB	18	21	20	15	16	15	15
Front-to-Back Ratio at 180°, dB	33	32	35	36	30	36	33
Isolation, Cross Polarization, dB	28	28	28	25	25	25	25
Isolation, Inter-band, dB	28	28	28	28	28	28	28
VSWR Return loss, dB	1.5 14.0	1.5 14.0	1.5 14.0	1.5 14.0	1.5 14.0	1.5 14.0	1.5 14.0

RV4-65B-R5-V3

PIM, 3rd Order, 2 x 20 W, dBc	-150	-150	-150	-150	-150	-150	-150
Input Power per Port at 50°C, maximum, watts	250	250	250	200	200	200	200

Electrical Specifications, BASTA

Frequency Band, MHz	694–790	790–890	890–960	1695–1920	1920–2200	2300–2500	2500–2690
Gain by all Beam Tilts, average, dBi	15.1	15.6	15.8	15.8	16.3	16.6	16.5
Gain by all Beam Tilts Tolerance, dB	±0.5	±0.3	±0.4	±0.7	±0.4	±0.5	±0.6
Gain by Beam Tilt, average, dBi	0° 15.1 6° 15.2 12° 14.9	0° 15.4 6° 15.7 12° 15.4	0° 15.7 6° 15.9 12° 15.5	0° 15.7 6° 15.9 12° 15.6	0° 16.0 6° 16.4 12° 16.2	0° 16.3 6° 16.7 12° 16.4	0° 16.3 6° 16.7 12° 16.1
Beamwidth, Horizontal Tolerance, degrees	±2.7	±1.4	±1.2	±4.4	±4.5	±6.3	±4.2
Beamwidth, Vertical Tolerance, degrees	±0.7	±0.6	±0.5	±0.7	±0.6	±0.3	±0.3
USLS, beampeak to 20° above beampeak, dB	18	16	12	15	16	16	14
Front-to-Back Total Power at 180° ± 30°, dB	25	25	25	28	24	26	26
CPR at Boresight, dB	15	16	17	17	18	17	14
CPR at Sector, dB	12	11	10	11	11	8	5

Mechanical Specifications

Wind Loading @ Velocity, frontal	355.0 N @ 150 km/h (79.8 lbf @ 150 km/h)
Wind Loading @ Velocity, lateral	300.0 N @ 150 km/h (67.4 lbf @ 150 km/h)
Wind Loading @ Velocity, maximum	752.0 N @ 150 km/h (169.1 lbf @ 150 km/h)
Wind Loading @ Velocity, rear	376.0 N @ 150 km/h (84.5 lbf @ 150 km/h)
Wind Speed, maximum	241 km/h (150 mph)

Packaging and Weights

Width, packed	460 mm 18.11 in
Depth, packed	372 mm 14.646 in
Length, packed	2377 mm 93.583 in
Weight, gross	43.4 kg 95.681 lb

Regulatory Compliance/Certifications

Agency	Classification
---------------	-----------------------

RV4-65B-R5-V3

CHINA-ROHS	Above maximum concentration value
ISO 9001:2015	Designed, manufactured and/or distributed under this quality management system
ROHS	Compliant/Exempted
UK-ROHS	Compliant/Exempted



Included Products

BSAMNT-3	–	Wide Profile Antenna Downtilt Mounting Kit for 2.4 - 4.5 in (60 - 115 mm) OD round members. Kit contains one scissor top bracket set and one bottom bracket set.
----------	---	--

* Footnotes

Performance Note	Severe environmental conditions may degrade optimum performance
-------------------------	---