


RV4PX308R-E2



10-port sector antenna, 2x 694–960 and 8x1695–2690 MHz, 65° HPBW, 5x RET with manual override. Bands cascaded SRET.

- Integrated Internal Remote Electrical Tilt (RET), with independent control of electrical tilt with manual override on all arrays
- All Internal RET actuators are connected in “Cascaded SRET” configuration

OBSOLETE

This product was discontinued on: **March 27, 2020**

Replaced By:

RV4-65B-R5

10-port sector antenna, 2x 694–960 and 8x 1695–2690 MHz, 65° HPBW, 5x RET

General Specifications

Antenna Type	Sector
Band	Multiband
Grounding Type	RF connector inner conductor and body grounded to reflector and mounting bracket
Performance Note	Outdoor usage
Radome Material	Fiberglass, UV resistant
Radiator Material	Brass Low loss circuit board
Reflector Material	Aluminum
RF Connector Interface	7-16 DIN Female
RF Connector Location	Bottom
RF Connector Quantity, high band	8
RF Connector Quantity, low band	2
RF Connector Quantity, total	10

Remote Electrical Tilt (RET) Information

RET Hardware	CommRET v1
RET Interface	8-pin DIN Female 8-pin DIN Male
RET Interface, quantity	1 female 1 male
Input Voltage	10–30 Vdc
Internal RET	High band (4) Low band (1)

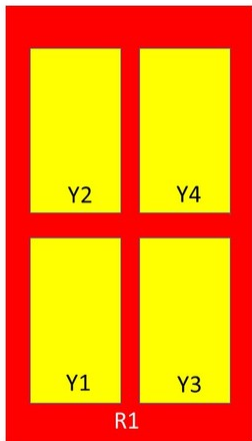
RV4PX308R-E2

Power Consumption, idle state, maximum	1 W
Power Consumption, normal conditions, maximum	8 W
Protocol	3GPP/AISG 2.0 (Single RET)

Dimensions

Width	350 mm 13.78 in
Depth	208 mm 8.189 in
Length	2065 mm 81.299 in
Net Weight, without mounting kit	31.8 kg 70.107 lb

Array Layout



Array	Freq (MHz)	Conns	RET (SRET)	AISG RET UID
R1	694-960	1-2	1	CPxxxxxxxxxxxxxxxxR1
Y1	1695-2690	3-4	2	CPxxxxxxxxxxxxxxxxY1
Y2	1695-2690	5-6	3	CPxxxxxxxxxxxxxxxxY2
Y3	1695-2690	7-8	4	CPxxxxxxxxxxxxxxxxY3
Y4	1695-2690	9-10	5	CPxxxxxxxxxxxxxxxxY4

Left Right
Bottom

(Sizes of colored boxes are not true depictions of array sizes)

Electrical Specifications

Impedance	50 ohm
Operating Frequency Band	1695 – 2690 MHz 694 – 960 MHz
Polarization	±45°
Total Input Power, maximum	1,000 W @ 50 °C

Electrical Specifications

Frequency Band, MHz	694–790	790–890	890–960	1695–1880	1850–1990	1920–2180	2300–2690
Gain, dBi	15.3	15.7	15.9	16.2	16.5	16.7	17.4
Beamwidth, Horizontal,	69	68	65	63	61	62	63

RV4PX308R-E2

degrees

Beamwidth, Vertical, degrees	12.6	11.1	10.4	10.5	9.8	9.1	7.4
Beam Tilt, degrees	0-10	0-10	0-10	0-10	0-10	0-10	0-10
USLS (First Lobe), dB	18	18	18	18	18	18	18
Front-to-Back Ratio at 180°, dB	31	32	34	33	40	36	39
Isolation, Cross Polarization, dB	28	28	28	30	30	30	30
Isolation, Inter-band, dB	30	30	30	30	30	30	30
VSWR Return loss, dB	1.5 14.0	1.5 14.0	1.5 14.0	1.5 14.0	1.5 14.0	1.5 14.0	1.5 14.0
PIM, 3rd Order, 2 x 20 W, dBc	-150	-150	-150	-150	-150	-150	-150
Input Power per Port at 50°C, maximum, watts	300	300	300	250	250	250	250

Mechanical Specifications

Wind Loading @ Velocity, frontal	348.0 N @ 150 km/h (78.2 lbf @ 150 km/h)
Wind Loading @ Velocity, lateral	294.0 N @ 150 km/h (66.1 lbf @ 150 km/h)
Wind Loading @ Velocity, maximum	737.0 N @ 150 km/h (165.7 lbf @ 150 km/h)
Wind Loading @ Velocity, rear	309.0 N @ 150 km/h (69.5 lbf @ 150 km/h)
Wind Speed, maximum	241 km/h (150 mph)

Packaging and Weights

Width, packed	436 mm 17.165 in
Depth, packed	320 mm 12.598 in
Length, packed	2250 mm 88.583 in
Weight, gross	51.9 kg 114.42 lb

Regulatory Compliance/Certifications

Agency	Classification
CHINA-ROHS	Above maximum concentration value
ISO 9001:2015	Designed, manufactured and/or distributed under this quality management system
REACH-SVHC	Compliant as per SVHC revision on www.commscope.com/ProductCompliance
ROHS	Compliant/Exempted
UK-ROHS	Compliant/Exempted



RV4PX308R-E2

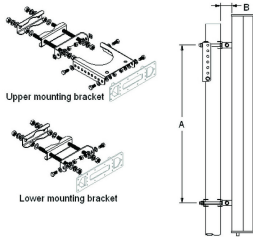
Included Products

- T-029-GL-E – Adjustable Tilt Pipe Mounting Kit for 2.362"-4.5" (60-115mm) OD round members for panel antennas. Includes 2 clamp sets.

* Footnotes

Performance Note Severe environmental conditions may degrade optimum performance

T-029-GL-E



Adjustable Tilt Pipe Mounting Kit for 2.362"-4.5" (60-115mm) OD round members for panel antennas. Includes 2 clamp sets.

Product Classification

Product Type Adjustable tilt mounting kit

General Specifications

Application Outdoor

Color Silver

Dimensions

Compatible Length, maximum 2850 mm | 112.205 in

Compatible Length, minimum 1500 mm | 59.055 in

Compatible Diameter, maximum 115 mm | 4.528 in

Compatible Diameter, minimum 60 mm | 2.362 in

Antenna-to-Pipe Distance 85 mm | 3.346 in

Bracket-to-Bracket Distance 1400 mm | 55.118 in

Weight, net 6 kg | 13.228 lb

Material Specifications

Material Type Galvanized steel

Mechanical Specifications

Mechanical Tilt 0°-8°

Packaging and Weights

Included Brackets | Hardware

Packaging quantity 1

Regulatory Compliance/Certifications

Agency	Classification
CE	Compliant with the relevant CE product directives

T-029-GL-E

CHINA-ROHS	Below maximum concentration value
ISO 9001:2015	Designed, manufactured and/or distributed under this quality management system
REACH-SVHC	Compliant as per SVHC revision on www.commscope.com/ProductCompliance
ROHS	Compliant
UK-ROHS	Compliant

