8108062/DB | P-012-LN-8W-F12BK/25D



Fiber indoor/outdoor cable, LightScope® ZWP, Single Jacket All-Dielectric, Plenum Rated, Gel-Free, Singlemode G.652.D and G.657.A1, 12 fiber, Stranded Loose Tube, PVDF jacket, Feet jacket marking, Black jacket color

Product Classification

Regional Availability	Asia | Australia/New Zealand | Latin America | Middle East /Africa | North America
Portfolio	CommScope®
Product Type	Fiber indoor/outdoor cable
Product Series	P-LN

General Specifications

Cable Type	Stranded loose tube
Construction Type	Non-armored
Subunit Type	Gel-free
Filler, quantity	4
Jacket Color	Black
Jacket Marking	Feet
Subunit, quantity	1
Fibers per Subunit, quantity	12
Total Fiber Count	12

Dimensions

Buffer Tube/Subunit Diameter	2.5 mm | 0.098 in
Diameter Over Jacket	9.7 mm | 0.382 in

Representative Image

©2024 CommScope, Inc. All rights reserved. CommScope and the CommScope logo are registered trademarks of CommScope and/or its affiliates in the U.S. and other countries. For additional trademark information see https://www.commscope.com/trademarks. All product names, trademarks and registered trademarks are property of their respective owners. Revised: September 23, 2024

8108062/DB | P-012-LN-8W-F12BK/25D

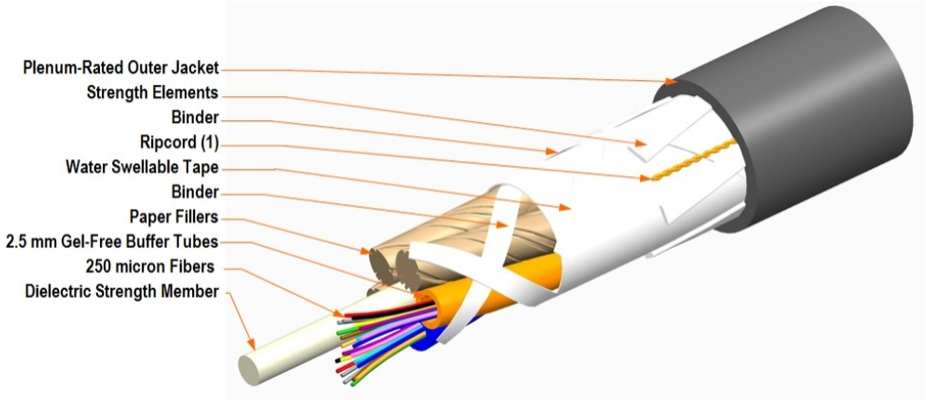

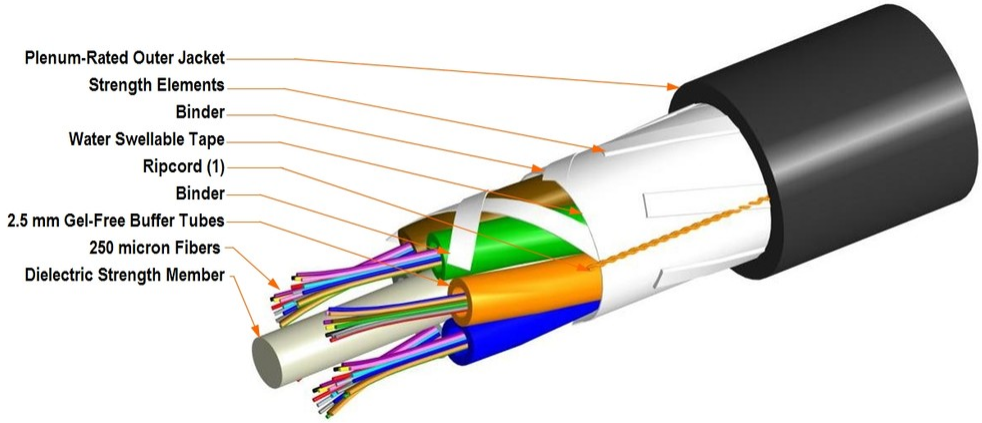

Mechanical Specifications

Minimum Bend Radius, loaded	145 mm | 5.709 in
Minimum Bend Radius, unloaded	96.5 mm | 3.799 in
Tensile Load, long term, maximum	800 N | 179.847 lbf
Tensile Load, short term, maximum	2700 N | 606.984 lbf
Compression	22 N/mm | 125.623 lb/in
Compression Test Method	FOTP-41 | IEC 60794-1 E3
Flex	25 cycles
Flex Test Method	FOTP-104 | IEC 60794-1 E6
Impact	2.94 N-m | 26.021 in lb
Impact Test Method	FOTP-25 | IEC 60794-1 E4
Strain	See long and short term tensile loads
Strain Test Method	FOTP-33 | IEC 60794-1 E1
Twist	10 cycles

©2024 CommScope, Inc. All rights reserved. CommScope and the CommScope logo are registered trademarks of CommScope and/or its affiliates in the U.S. and other countries. For additional trademark information see https://www.commscope.com/trademarks. All product names, trademarks and registered trademarks are property of their respective owners. Revised: September 23, 2024

Twist Test Method	FOTP-85 | IEC 60794-1 E7
Vertical Rise, maximum	880 m | 2,887.139 ft

Optical Specifications

Fiber Type	G.652.D and G.657.A1 | G.652.D and G.657.A1

Environmental Specifications

Installation temperature	-30 °C to +70 °C (-22 °F to +158 °F)
Operating Temperature	-40 °C to +70 °C (-40 °F to +158 °F)
Storage Temperature	-40 °C to +75 °C (-40 °F to +167 °F)
Cable Qualification Standards	ANSI/ICEA S-104-696 | EN 187105 | Telcordia GR-409
Environmental Space	Plenum
Flame Test Listing	NEC OFNP (ETL) and c(ETL)
Flame Test Method	NFPA 130 | NFPA 262
Jacket UV Resistance	UV stabilized
Water Penetration	24 h
Water Penetration Test Method	FOTP-82 | IEC 60794-1 F5

Environmental Test Specifications

Cable Freeze	-2 °C | 28.4 °F
Cable Freeze Test Method	FOTP-98 | IEC 60794-1 F15
Heat Age	-40 °C to +85 °C (-40 °F to +185 °F)
Heat Age Test Method	IEC 60794-1 F9
Low High Bend	-30 °C to +60 °C (-22 °F to +140 °F)
Low High Bend Test Method	FOTP-37 | IEC 60794-1 E11
Temperature Cycle	-40 °C to +70 °C (-40 °F to +158 °F)
Temperature Cycle Test Method	FOTP-3 | IEC 60794-1 F1

Packaging and Weights

Cable weight	92 kg/km | 61.821 lb/kft

Regulatory Compliance/Certifications

Agency	Classification
CHINA-ROHS	Below maximum concentration value

©2024 CommScope, Inc. All rights reserved. CommScope and the CommScope logo are registered trademarks of CommScope and/or its affiliates in the U.S. and other countries. For additional trademark information see https://www.commscope.com/trademarks. All product names, trademarks and registered trademarks are property of their respective owners. Revised: September 23, 2024

ISO 9001:2015	Designed, manufactured and/or distributed under this quality management system
REACH-SVHC	Compliant as per SVHC revision on www.commscope.com/ProductCompliance
ROHS	Compliant
UK-ROHS	Compliant

Included Products

DB-8W-LT – LightScope® ZWP Singlemode Fiber

* Footnotes

Operating Temperature Specification applicable to non-terminated bulk fiber cable

©2024 CommScope, Inc. All rights reserved. CommScope and the CommScope logo are registered trademarks of CommScope and/or its affiliates in the U.S. and other countries. For additional trademark information see https://www.commscope.com/trademarks. All product names, trademarks and registered trademarks are property of their respective owners. Revised: September 23, 2024