

THIS DRAWING IS UNPUBLISHED.

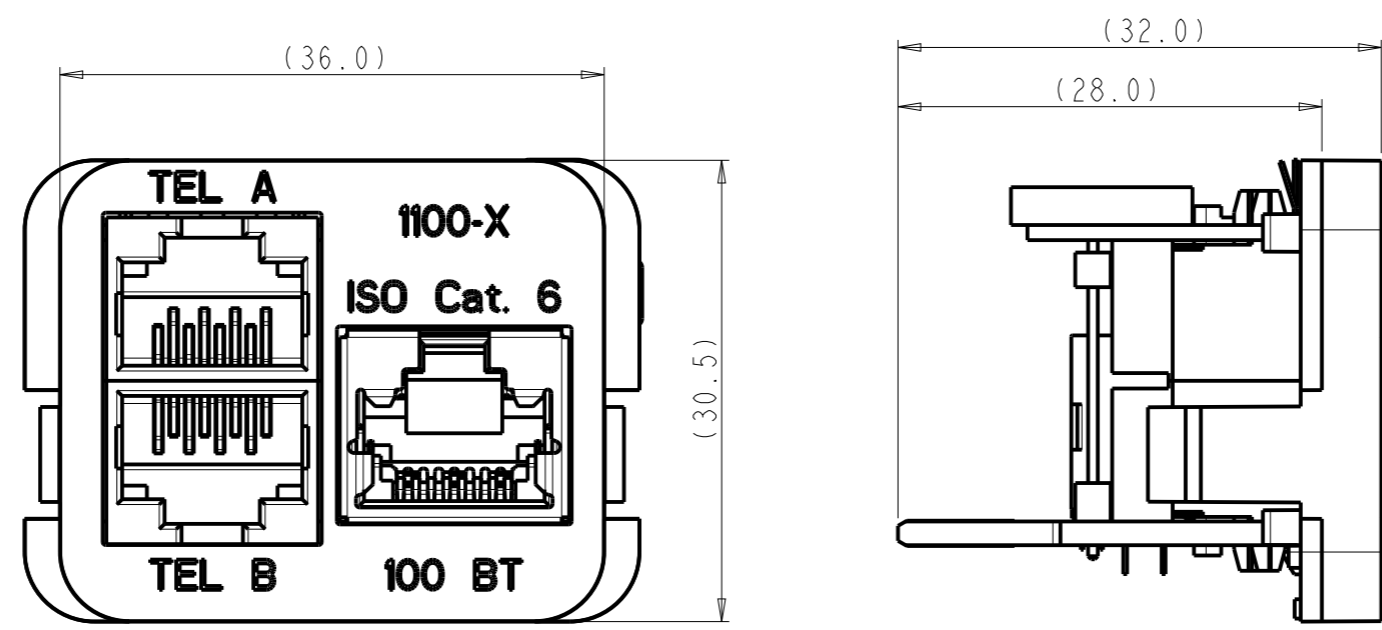
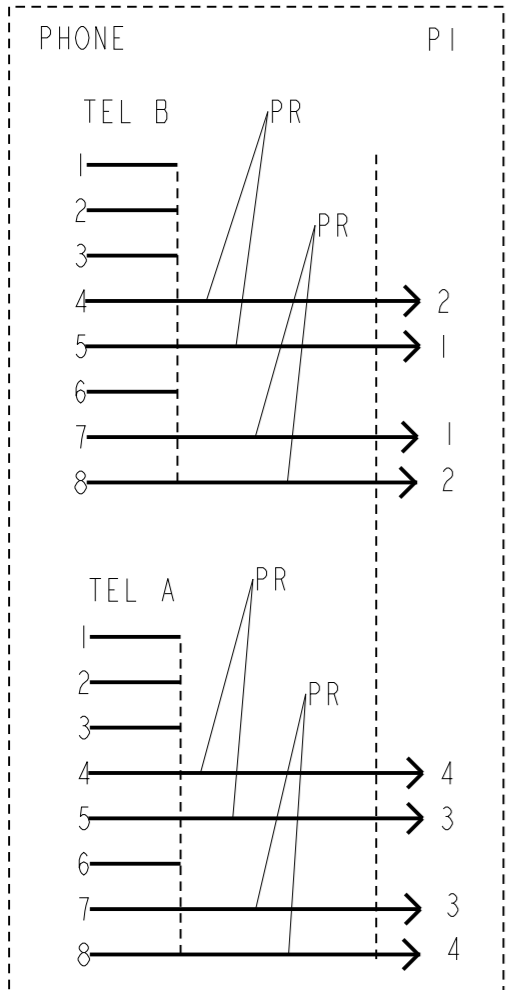
RELEASED FOR PUBLICATION

© 2016 COMMSCOPE, INC. CONFIDENTIAL

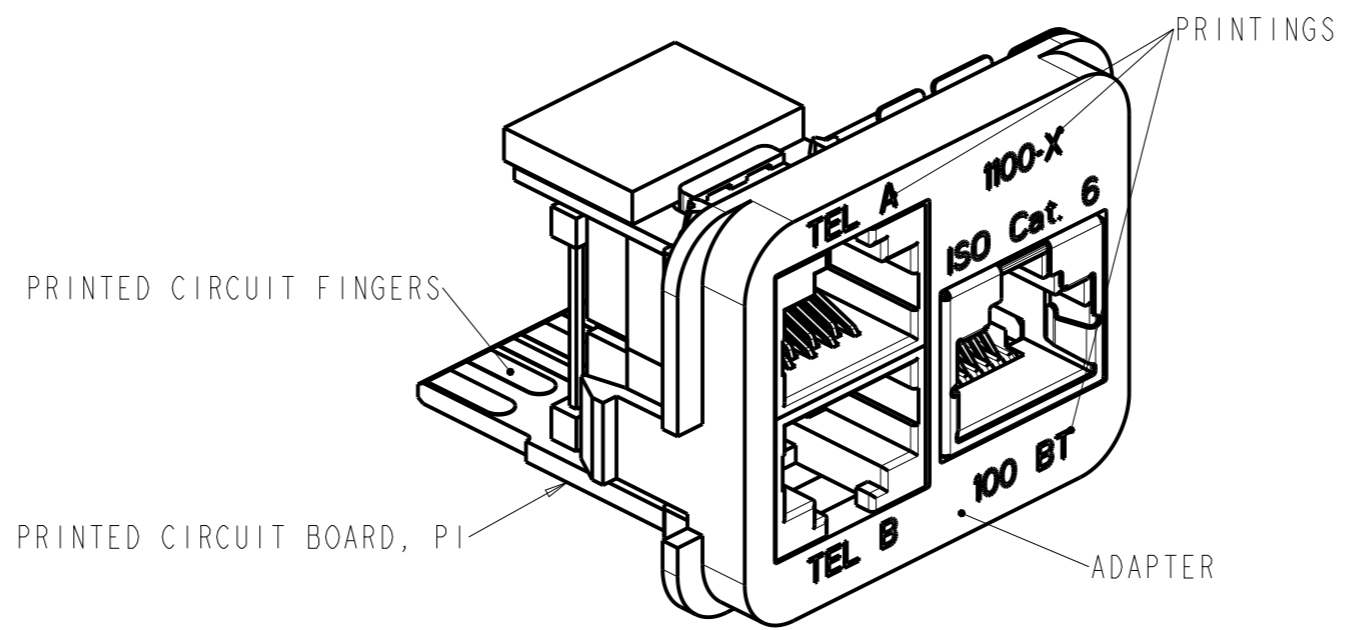
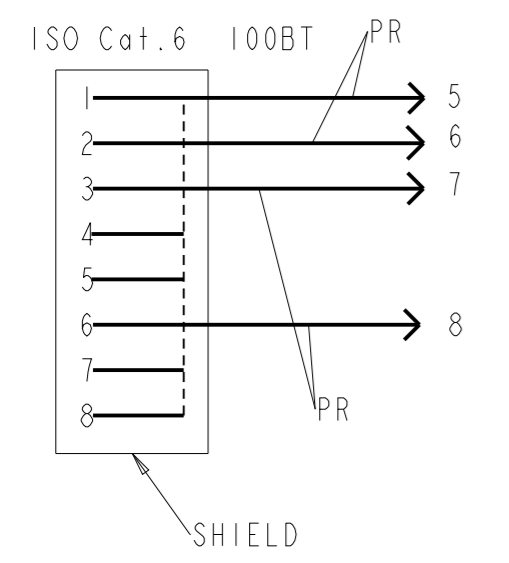
NOTICE: THESE DRAWINGS AND SPECIFICATIONS ARE THE PROPRIETARY PROPERTY OF COMMSCOPE, INC. AND MAY BE USED ONLY FOR THE SPECIFIC PURPOSE AUTHORIZED IN WRITING BY COMMSCOPE, INC.

REVISIONS

P	LTR	DESCRIPTION	DATE	DWN	APVD
	C	REV PER BNS_CD_BRAND	02FEB2017	GG	DC



- 1 MATERIAL:
 PRINTED CIRCUIT BOARD-
 LAMINATED PLASTIC SHEET 1.57mm THICK
 ADAPTER- ABS MOULDING COMPOUND, SEE TABLE
 PRINTED CIRCUIT FINGERS- MIN. 0.51µm GOLD
 PLATE OVER MIN. 1.27µm NICKEL PLATE
 GROUND PLANE- MIN. 2.54µm TIN OVER
 0.25mm THICK BRASS
2. THIS INSERT IS DESIGNED TO MATE WITH EDGE CONNECTOR, WALLBOX AND PANEL KITS, AMP CO
3. THIS INTERCONNECT MEETS THE REQUERIMENTS OF IEC 603-7
4. ONLY TO USE WITH COMPACT BOOTS



BLACK	WHITE	1711100-5
WHITE	BLACK	1711100-3
BLACK	LIGHT ALMOND	1711100-1
PRINTINGS COLOUR	ADAPTER COLOUR	PART NUMBER

ELECTRICAL SCHEMATIC

THIS DRAWING IS A CONTROLLED DOCUMENT.

DWN J. GATNAU 21JUL2003
 CHK A. PUELL 21JUL2003
 APVD J. SANABRA 07DEC2005

NAME: ACO INSERT
 2 PHONES AND
 1 SHIELDED ETHERNET Cat.6

PRODUCT SPEC: 108-93005
 APPLICATION SPEC: -
 WEIGHT: -

SIZE: A3 CAGE CODE: C-1711100 DRAWING NO: 1711100 RESTRICTED TO: -

CUSTOMER DRAWING SCALE: 2:1 SHEET 1 OF 1 REV C

DIMENSIONS:		TOLERANCES UNLESS OTHERWISE SPECIFIED:	
mm		0 PLC	±-
		1 PLC	±0.2
		2 PLC	±0.10
		3 PLC	±-
		4 PLC	±-
		ANGLES	±0.5°
MATERIAL		FINISH -	