

THIS DRAWING IS UNPUBLISHED.
© 2016 COMMSCOPE, INC. CONFIDENTIAL

RELEASED FOR PUBLICATION
NOTICE: THESE DRAWINGS AND SPECIFICATIONS ARE THE PROPRIETARY PROPERTY OF COMMSCOPE, INC. AND MAY BE USED ONLY FOR THE SPECIFIC PURPOSE AUTHORIZED IN WRITING BY COMMSCOPE, INC.

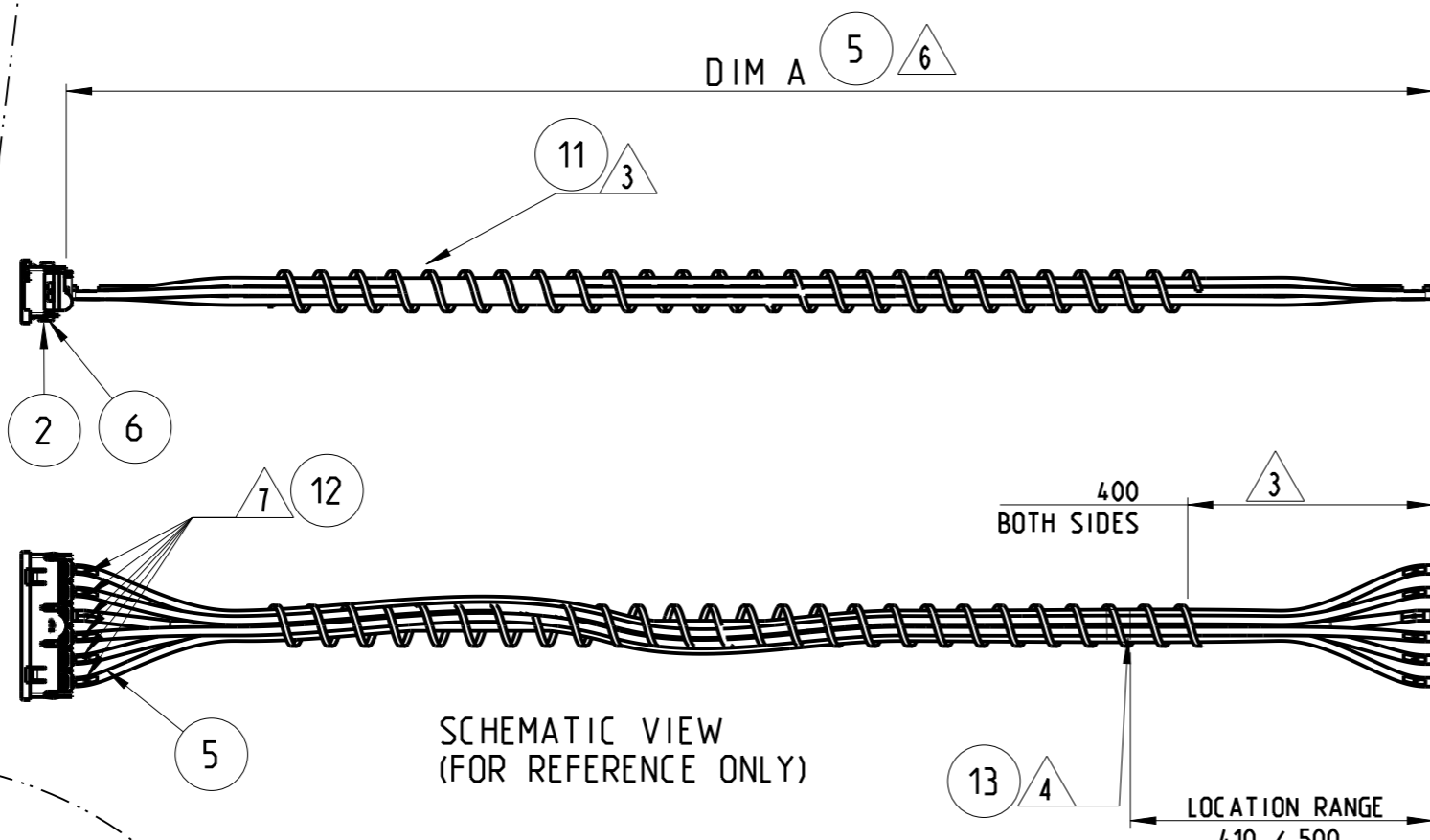
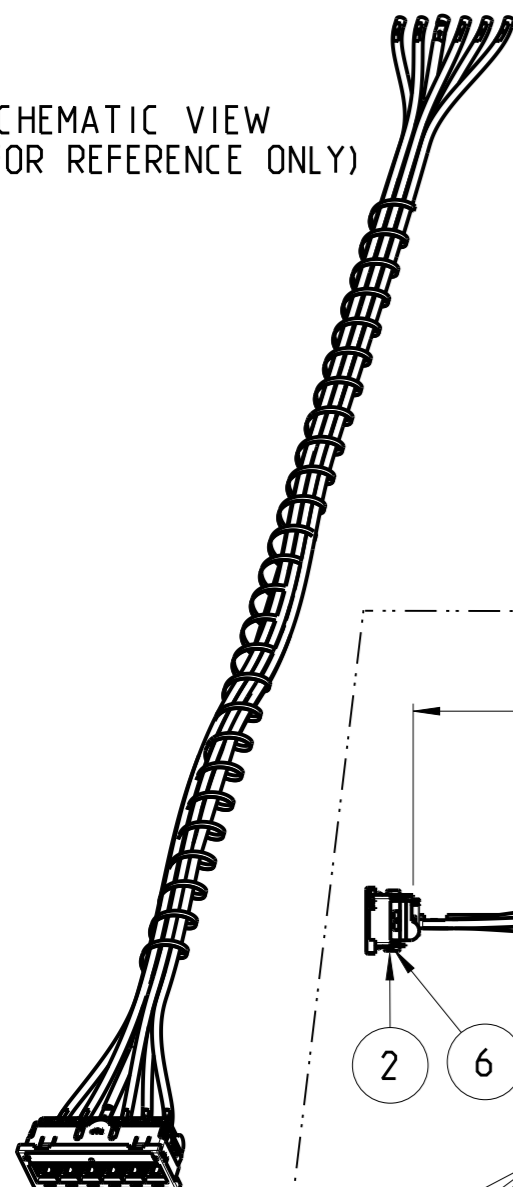
REVISIONS

| P | LTR | DESCRIPTION | DATE | DWN | APVD |
|---|-----|--------------------------|------------|-----|------|
| A | | FIRST ISSUE. RELEASED | 05FEB2014 | ACG | JS |
| B | | REV PER ECN BNS_CD_BRAND | 06FEB2017B | GG | DC |

SCHEMATIC VIEW
(FOR REFERENCE ONLY)

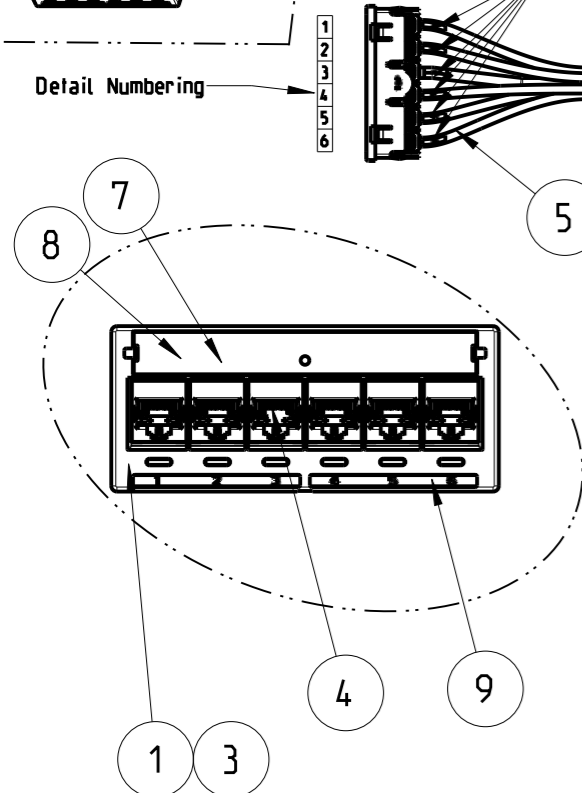
- PRODUCT: 100% FACTORY TESTED.
- PRODUCT COMPATIBILITY (ADDITIONAL INFORMATION):
 - > UCP PANELS: PN 1-1671590-1/ ANGLED AND PN 1-1671594-1 / FLUSH-MOUNT. (INST.SHEET 411-117007).
 - > IDENTIFICATION ICONS: PN 558176-X, PN 558198-X, PN 558199-X, PN 558821-X and 1375092-X.
- ALL THOSE PRODUCTS/ACCESORIES ARE NOT INCLUDED IN THIS KIT. TO BE ORDERED SEPARATELY.
- ALL 6 CABLES SHALL BE BUNDLED USING APPROVED TAPING METHOD. GAP BETWEEN TAPES: APPROX. 1.0 m OR OTHER APPROVED. (HELICOIDAL CABLE BUNDLE SHOWN ON VIEW IS FOR REFERENCE ONLY).
- PRODUCT LABELING: ACCORDING TO SPEC. 107-93008 (LOCATEC APPROX. AS SHOWN).

- PRODUCT PACKAGING: ACCORDING TO PACK. SPEC. 107-117011, WITH CORRESPONDING LABEL. SHALL CONFORM TO SPEC. 107-64
- OVERALL LENGTH OF CABLE ASSEMBLY (DIM A): Min.-0, Max: +2% AVAILABLE LENGTHS: Refer to COMMSCOPE Catalogue.
- PORT ID LABELS, ACCORDING TO DETAIL NUMBERING (BOTH SIDES).
- ALL DIMENSIONS ARE SHOWN FOR REFERENCE ONLY.



SCHEMATIC VIEW
(FOR REFERENCE ONLY)

| | | | |
|----------------|--------------|--|------|
| 1 | WHITE | PRODUCT LABEL (NOT SHOWN) | 13 |
| 2 | TRANSP. | NUMBER LABELS. for EACH INDV.CABLE | 12 |
| Depends/Length | WHITE | TAPE for CABLE BUNDLE | 11 |
| 1 | -- | QC - document 108-117000 (NOT SHOWN) | 10 |
| 1 | BLACK | ID LABEL 1-6 | 9 |
| 1 | TRANSP. | LABEL COVER | 8 |
| 1 | WHITE, PAPER | LABEL SHEET | 7 |
| 1 | -- | GROUNDING SPRING CLIP | 6 |
| Depends/Length | -- | CAT. 7, PR4, F/FTP, LSZH, AWG 23 Solid | 5 |
| 6 | -- | AMP-TWIST, 6AS SL JACK W/O DUST COVER | 4 |
| 1 | -- | METAL FRAME, SIGMA-LINK QUICK-FIT | 3 |
| 1 | BLACK | HOLDER, SIGMA-LINK QUICK-FIT | 2 |
| 1 | BLACK | FRONT COVER, SIGMA-LINK QUICK-FIT | 1 |
| QTY. | COLOR | DESCRIPTION | ITEM |



THIS DRAWING IS A CONTROLLED DOCUMENT.

| DIMENSIONS: | TOLERANCES UNLESS OTHERWISE SPECIFIED: |
|-------------|--|
| mm | |
| | 0 PLC ±20.0 |
| | 1 PLC ±13.0 |
| | 2 PLC ± |
| | 3 PLC ± |
| | 4 PLC ± |
| | ANGLES ±2° |
| MATERIAL | FINISH |
| - | - |
| - | - |

| | | |
|------------------|------------|-----------|
| DWN | A.CARRERAS | 05FEB2014 |
| CHK | L.COBACHO | 05FEB2014 |
| APVD | J.SANABRA | 05FEB2014 |
| PRODUCT SPEC | - | - |
| APPLICATION SPEC | - | - |
| WEIGHT | - | - |
| Customer Drawing | | |

| COMMSCOPE, INC. | | | | |
|---|-----------|------------|---------------|-----|
| NAME S-Link QF Cable Assembly STP Class EA / H to E | | | | |
| SIZE | CAGE CODE | DRAWING NO | RESTRICTED TO | |
| A3 | - | C-2153148 | - | |
| SCALE | | SHEET | OF | REV |
| NTS | | 1 | 1 | B |