

4.3-10 Tightening Tool (Part Number TT-4310)

4.3-10 coupling nut tightening tool that slides onto the jumper and over the coupling nut to tighten to a female 4.3-10 port


POWERED BY




Bulletin 7709741 Page 1 of 1




1 Push cable through the tool slot with hex nut wrench portion of tool facing device.



2 Slide the tool downwards over the coupling nut until the nut is completely covered and engaged by the tool.



3 Rotate tool clockwise until it starts skipping over the coupling nut. The TW-4310 wrench can be used for additional leverage.



Tip
If the tool does not skip over the coupling nut, try to apply more force using a wrench to achieve the proper closure force.

CommScope
1100 CommScope Place SE P.O. Box 339, Hickory, NC 28603-0339
(828) 324-2200 (800) 982-1708
www.commscope.com/andrew

Customer Service 24 hours
North America: +1-800-255-1479 (toll free)
Any country: +1-779-435-6500
email: acicustomersupportcenter@commscope.com

Notice: CommScope disclaims any liability or responsibility for the results of improper or unsafe installation, inspection, maintenance, or removal practices.
Aviso: CommScope no acepta ninguna obligación ni responsabilidad como resultado de prácticas incorrectas o peligrosas de instalación, inspección, mantenimiento o retiro.
Avis: CommScope décline toute responsabilité pour les conséquences de procédures d'installation, d'inspection, d'entretien ou de retrait incorrectes ou dangereuses.
Hinweis: CommScope lehnt jede Haftung oder Verantwortung für Schäden ab, die aufgrund unsachgemäßer Installation, Überprüfung, Wartung oder Demontage auftreten.
Atenção: A CommScope abdica do direito de toda responsabilidade pelos resultados de práticas inadequadas e sem segurança de instalação, inspeção, manutenção ou remoção.
Avvertenza: CommScope declina eventuali responsabilità derivanti dall'esecuzione di procedure di installazione, ispezione, manutenzione e smontaggio improprie o poco sicure.
注意: CommScope 公司申明對於於不恰當或不安全的安裝、檢驗、維修或拆卸操作所導致的後果不負責任 何義務和責任

