

IMFT-AWSBAS-43 | E14V00P08



Twin AWS-PCS IMF for Broadcast Auxiliary Service (BAS) co-location, 4.3-10 connectors

- Provides interference mitigation in the Broadcast Auxiliary Service band of 2097.5-2109.5 MHz
- Supports dual band PCS/AWS radios with diplexed ports or diplexed single band radios
- Supports AWS1-4 and PCS bands (1695–1780, 1850–2000 & 2110–2200 MHz)
- Easy to install in existing AWS systems and prevent adjacent channel interference for BAS licensees
- New 4.3-10 connectors for improved PIM performance and size reduction
- Compact form factor with reduced size and weight
- Available in twin (IMFT-AWSBAS-43) and quad (IMFQ-AWSBAS-43) configurations

Product Classification

Product Type Interference mitigation filter

General Specifications

Color Gray

Modularity 2-Twin

Mounting Pipe Hardware Band clamps (2)

RF Connector Interface 4.3-10 Female

RF Connector Interface Body Style Long neck

Dimensions

Height 298 mm | 11.732 in

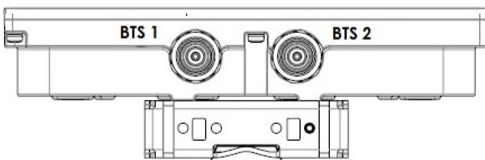
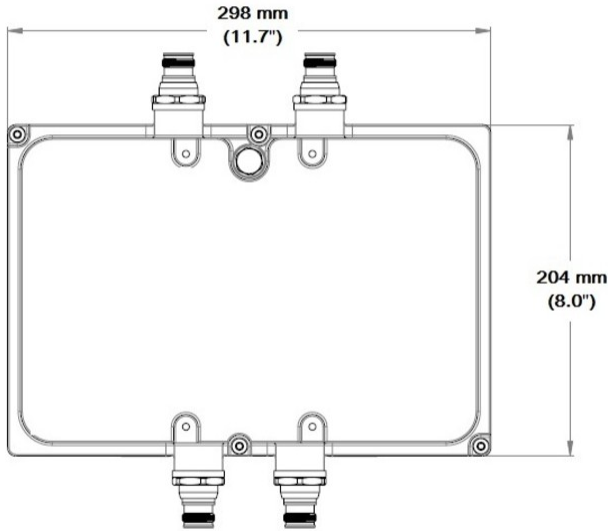
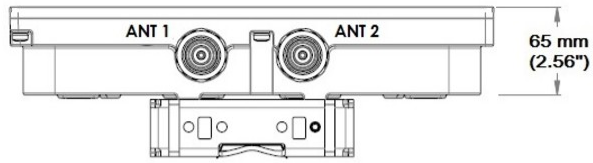
Width 204 mm | 8.031 in

Depth 65 mm | 2.559 in

Ground Screw Diameter 5 mm | 0.197 in

Outline Drawing

IMFT-AWSBAS-43 | E14V00P08



Electrical Specifications, dc Power/Alarm

dc/AISG Pass-through Path	ANT port to BTS port
Lightning Surge Current	10 kA
Lightning Surge Current Waveform	8/20 waveform

Electrical Specifications

Sub-module	1 2	1 2	1 2
Branch	1	1	1
License Band	AWS 1700, Band Pass PCS 1900, Band Pass	AWS 1700, Band Pass	AWS 1700, Band Pass

Electrical Specifications, Band Pass

Frequency Range, MHz	1695–1780	2110.3–2110.5	2110.5–2200
-----------------------------	-----------	---------------	-------------

IMFT-AWSBAS-43 | E14V00P08

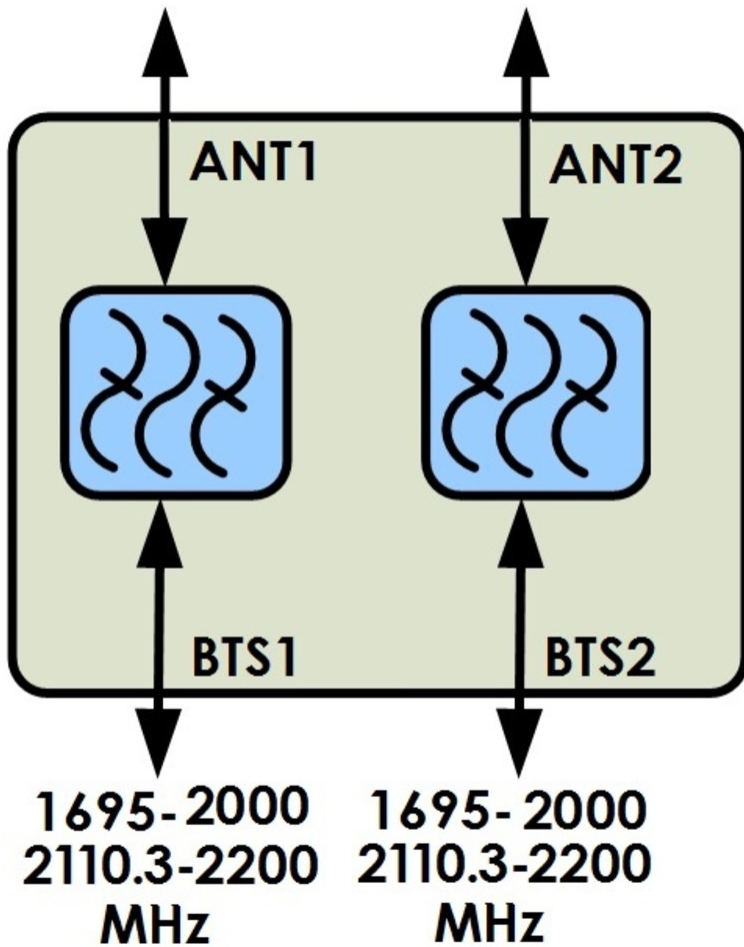
1850-2000

Insertion Loss, maximum, dB	0.2	1.8	1.3
Insertion Loss, typical, dB	0.1	1.3	0.2
Total Group Delay, maximum, ns	10	480	320
Return Loss, typical, dB	18	18	18
Input Power, RMS, maximum, W	100	100	100
Input Power, PEP, maximum, W	1000	1000	1000
Higher Order PIM, minimum, dBc	-161	-161	-161
Higher Order PIM Test Method	2 x 20 W CW tones	2 x 20 W CW tones	2 x 20 W CW tones

Electrical Specifications, Band Reject

Frequency Range, MHz	2097.5-2109.5	2097.5-2109.5
Attenuation, minimum, dB	30	30

Block Diagram



Environmental Specifications

Operating Temperature	-40 °C to +65 °C (-40 °F to +149 °F)
Relative Humidity	Up to 100%
Ingress Protection Test Method	IEC 60529:2001, IP67

Packaging and Weights

Included	Mounting hardware
Mounting Hardware Weight	0.7 kg 1.543 lb
Weight, without mounting hardware	4.1 kg 9.039 lb