
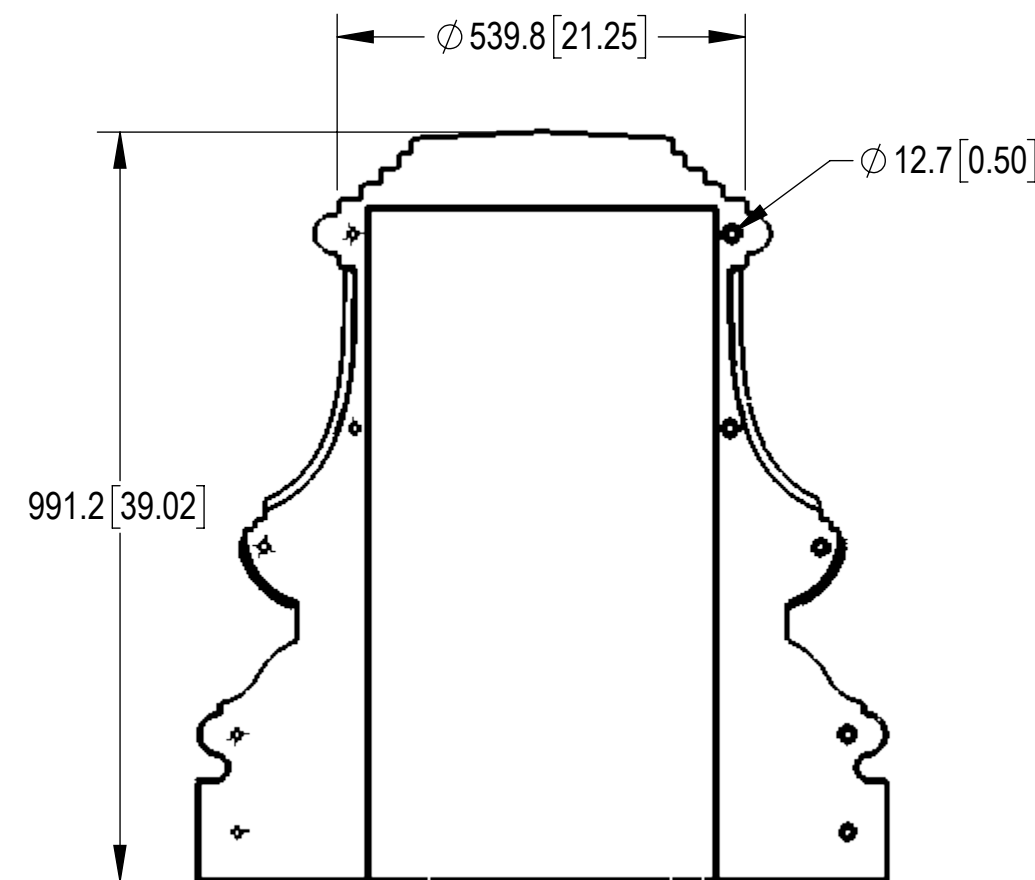
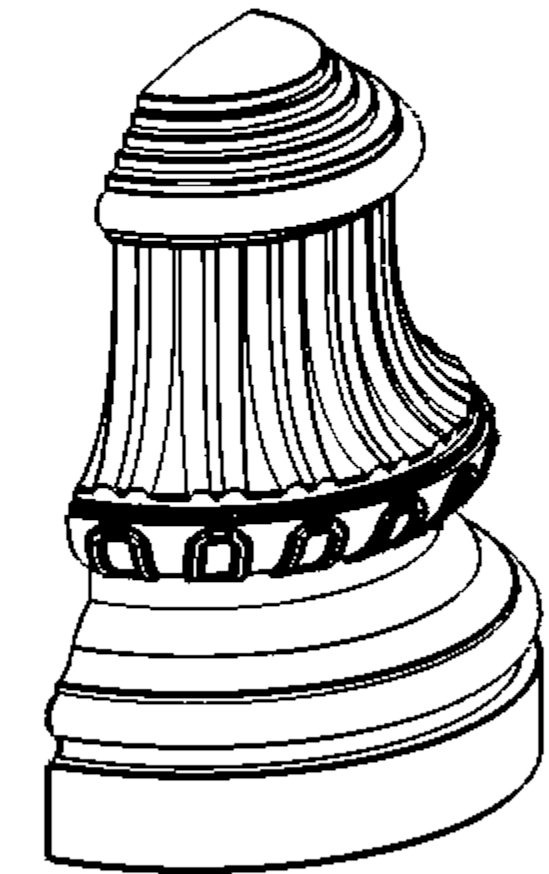
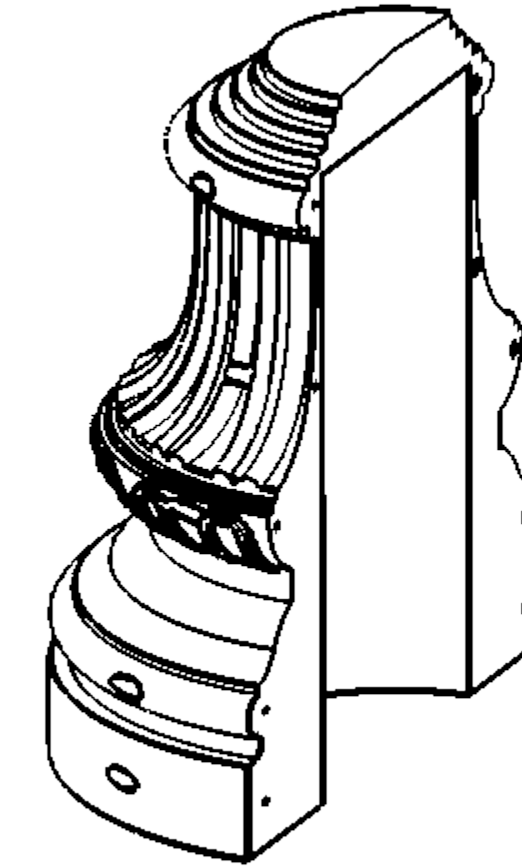
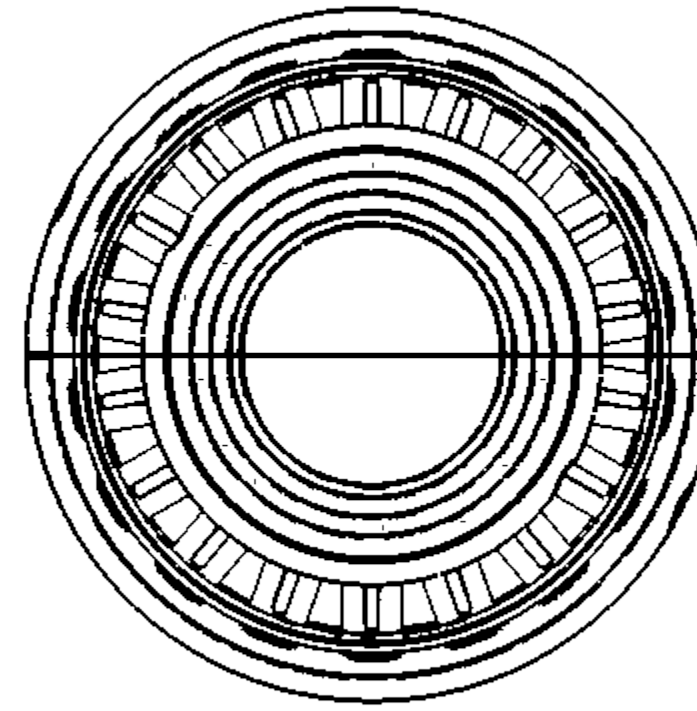


1. GENERAL NOTES
 1.1 ALL IMPERIAL DIMENSIONS ARE IN BRACKETS [X.XX]
 1.2 FEATURES CRITICAL TO QUALITY ARE INDICATED IN ROUNDED BOX (XX)
 1.3 MATCH DRILL PLATE WITH .12 DRILL X.X
2. DESIGN NOTES
3. MANUFACTURING/SPECIAL REQUIREMENTS
 3.1 NO VENDOR LOGOS OR MARKINGS SHOULD BE VISIBLE WHEN INSTALLED
 3.2 BREAK ALL SHARP EDGES AND DEBURR PART FOR SAFE HANDLING
4. TESTING
5. PACKAGING
 5.1 TO BE RECEIVED ASSEMBLED WITH ALL HARDWARE INSTALLED
 5.2 PACKAGING SHALL MEET COMMSCOPE REQUIREMENTS PER DOCUMENT IS-PL-3005

REVISIONS			
REV.	DESCRIPTION	DATE	APPROVED
A	INITIAL RELEASE	04/22/24	MJP



COMMSCOPE, INC. OF NORTH CAROLINA															
TOLERANCES						SAP MATERIAL MASTER									
0 PLACE X[.X] ± 5[0.2]			2 PLACE .XX[.XXX] ± 1.50[0.060]			860667698-DL3 LINE									
1 PLACE .X[.XX] ± 3.0[0.12]			ANGLES ± 2°												
FINISH						MATERIAL LLDPE RESIN									
DALLAS BASE, 39IN, PB18, BLACK, LINE															
<small>UNLESS OTHERWISE SPECIFIED DIMENSIONS ARE IN MILLIMETERS INTERPRET PER ISO STANDARDS HANDBOOK TECHNICAL DRAWINGS VOLUMES 1 & 2, THIRD EDITION (2002)</small>						NAME		DATE		TITLE					
						CE MJP		04/22/24		860667698-DL3 LINE					
						RW MJP		04/22/24							
						AD DM1121		04/22/24							
RE MJP		04/22/24													
ECN 40152981CMO						SCALE		DOCUMENT NO.							
						1:10		860667698-DL3 LINE							
DENSITY		lbs/in³		SIZE		Auth Group		INSL		MODEL		DRAWING		SHEET	
MASS		35.0 lbs		A2		00		RE		A		00		RE	
VOLUME		13554.97 in³													
SURFACE AREA		8652.39 in²													
HEIGHT		991.2[39.02]													
LENGTH		914.4[36.00]													
WIDTH		914.4[36.00]													