

MC-K12S-12-72



Monopole Co-location T-Frame Kit, 10 in to 30 in OD, 12 ft face, includes pipe

OBSOLETE

This product was discontinued on: August 18, 2022

Replaced By:

MC-K12M-12-72

Monopole Co-location T-Frame kit, 12 in to 50 in OD, 12 ft 6 in face, includes pipe

Product Classification

Product Type Monopole T-frame kit

General Specifications

Mounting Monopole, 254–762 mm (10–30 in) OD

Pipe, quantity 12

Sectors, quantity 3

Dimensions

Height 1,828.8 mm | 72 in

Face Width 3.81 m | 12.5 ft

Width 3810 mm | 150 in

Length 914.4 mm | 36 in

Pipe Length 1,828.8 mm | 72 in

Mounting Diameter, maximum 762 mm | 30 in

Mounting Diameter, minimum 254 mm | 10 in

Pipe Outer Diameter 60.96 mm | 2.4 in

Stand-off Distance 914.4 mm | 36 in

MC-K12S-12-72

Outline Drawing



Material Specifications

Material Type Hot dip galvanized steel

Mechanical Specifications

Wind Rating 120 mph (BWS) at 150 ft AGL | 140 mph (3-second gust) at 150 ft AGL using Exposure D per FBC

Wind Rating Criteria Four 72 in x 8 in panel antennas per sector

Wind Rating Test Method TIA/EIA-222

Packaging and Weights

Included Cellular pipe frames | Pipe mounts | Ring mount | Stand-off arms

Packaging quantity 1

Weight, net 523.4 kg | 1,153.9 lb

MC-K12S-12-72

Regulatory Compliance/Certifications

Agency

ISO 9001:2015

Classification

Designed, manufactured and/or distributed under this quality management system

Included Products

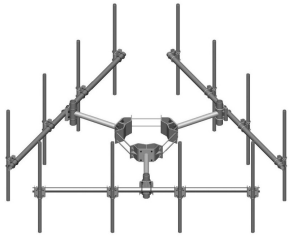
- | | | |
|-----------|---|--|
| MC-K12S-B | - | Monopole Co-location T-Frame Kit, 10 in to 30 in OD, 12 ft face, pipe ordered separately |
| MT-219-H | - | Pipe Mount Kit - 2-3/8" TO 3-1/2" PIPE - pipe not included |
| MT-651 | - | Plain End Pipe, 2-3/8 in OD x 72 in .120" A500C 46Ksi |

* Footnotes

Wind Rating

BWS—Base Wind Speed; FBC—Florida Building Code

MC-K12S-B



Monopole Co-location T-Frame Kit, 10 in to 30 in OD, 12 ft face, pipe ordered separately

Product Classification

Product Type Monopole T-frame kit

General Specifications

Mounting Monopole, 254–762 mm (10–30 in) OD

Pipe, quantity 0

Sectors, quantity 3

Dimensions

Height 254 mm | 10 in

Face Width 3.81 m | 12.5 ft

Width 3810 mm | 150 in

Length 914.4 mm | 36 in

Mounting Diameter, maximum 762 mm | 30 in

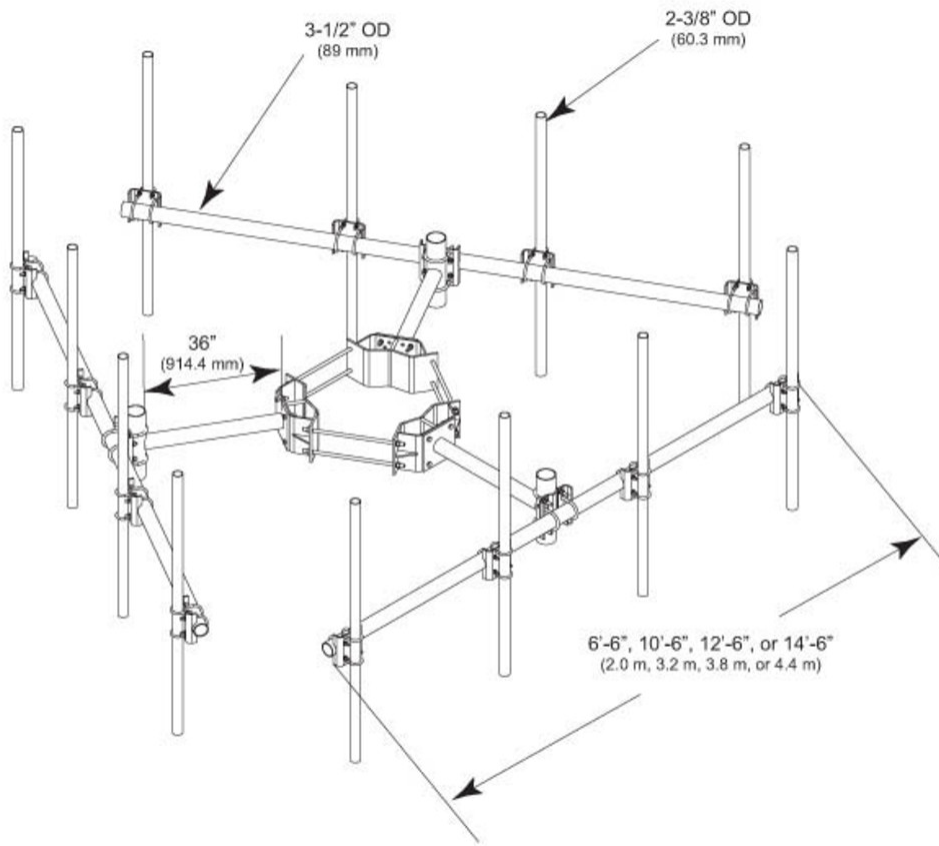
Mounting Diameter, minimum 254 mm | 10 in

Pipe Outer Diameter 60.96 mm | 2.4 in

Stand-off Distance 914.4 mm | 36 in

MC-K12S-B

Outline Drawing



Material Specifications

Material Type Hot dip galvanized steel

Mechanical Specifications

Wind Rating 120 mph (BWS) at 150 ft AGL | 140 mph (3-second gust) at 150 ft AGL using Exposure D per FBC

Wind Rating Criteria Four 72 in x 8 in panel antennas per sector

Wind Rating Test Method TIA/EIA-222

Packaging and Weights

Included Cellular pipe frames | Ring mount | Stand-off arms

Packaging quantity 1

Weight, net 344.685 kg | 759.9 lb

MC-K12S-B

Regulatory Compliance/Certifications

Agency

ISO 9001:2015

Classification


Designed, manufactured and/or distributed under this quality management system

* Footnotes

Wind Rating

BWS—Base Wind Speed; FBC—Florida Building Code

MT-219-H



Pipe Mount Kit - 2-3/8" TO 3-1/2" PIPE - pipe not included

Product Classification

Product Type Pipe mount kit

General Specifications

Mounting Pipe, 60.3 mm (2-3/8 in) OD | Pipe, 88.9 mm (3-1/2 in) OD

Dimensions

Height 254 mm | 10 in

Width 127 mm | 5 in

Length 127 mm | 5 in

Mounting Diameter, maximum 88.9 mm | 3.5 in

Mounting Diameter, minimum 60.325 mm | 2.375 in

Material Specifications

Material Type Hot dip galvanized steel

Packaging and Weights

Included Crossover bracket | U-bolts

Packaging quantity 1

Weight, net 4.9 kg | 10.803 lb

Regulatory Compliance/Certifications

Agency	Classification
CHINA-ROHS	Below maximum concentration value
ISO 9001:2015	Designed, manufactured and/or distributed under this quality management system
REACH-SVHC	Compliant as per SVHC revision on www.commscope.com/ProductCompliance
ROHS	Compliant
UK-ROHS	Compliant



MT-651



Plain End Pipe, 2-3/8 in OD x 72 in .120" A500C 46Ksi

Product Classification

Product Type Plain end pipe

General Specifications

Pipe, quantity 1

Dimensions

Height 60.96 mm | 2.4 in
Width 60.96 mm | 2.4 in
Length 1,828.8 mm | 72 in
Pipe Length 1,828.8 mm | 72 in
Pipe Outer Diameter 60.96 mm | 2.4 in
Material Thickness 3.048 mm | 0.12 in

Material Specifications

Material Type A500 | Hot dip galvanized steel
Material Grade C
Material Strength 46 KSI

Packaging and Weights

Included Pipe
Packaging quantity 1
Weight, net 8 kg | 17.637 lb

Regulatory Compliance/Certifications

Agency	Classification
CHINA-ROHS	Above maximum concentration value
ISO 9001:2015	Designed, manufactured and/or distributed under this quality management system

MT-651

ROHS Compliant/Exempted

UK-ROHS Compliant/Exempted

