

MC-PK14M-12-96



Low-Profile Co-location Platform Kit, 14 ft face, 12 in to 50 in OD, includes pipe

Product Classification

Product Type Monopole platform kit

General Specifications

Mounting Monopole, 304.8–1270 mm (12–50 in) OD

Pipe, quantity 12

Sectors, quantity 3

Dimensions

Height 2,438.4 mm | 96 in

Face Width 4.42 m | 14.5 ft

Width 4,419.6 mm | 174 in

Length 914.4 mm | 36 in

Pipe Length 2,438.4 mm | 96 in

Face Support Pipe Diameter 88.9 mm | 3.5 in

Mounting Diameter, maximum 1270 mm | 50 in

Mounting Diameter, minimum 304.8 mm | 12 in

Pipe Outer Diameter 60.325 mm | 2.375 in

Material Specifications

Material Type Hot dip galvanized steel

Mechanical Specifications

Wind Rating 120 mph (BWS) at 150 ft AGL | 140 mph (3-second gust) at 150 ft AGL using Exposure D per FBC

Wind Rating Criteria Four 72 in x 8 in panel antennas per sector

Wind Rating Test Method TIA/EIA-222

Packaging and Weights

MC-PK14M-12-96

Included	Pipe mounts Platform Ring mount
Packaging quantity	1
Weight, net	768.839 kg 1695 lb

Regulatory Compliance/Certifications

Agency	Classification
ISO 9001:2015	Designed, manufactured and/or distributed under this quality management system


Included Products

MC-PK14M-B	-	Low-Profile Co-location Platform Kit, 14 ft face, 12 in to 50 in OD, pipe ordered separately
MC-PK14S-B	-	Low-Profile Co-location Platform Kit, 14 ft face, 10 in to 30 in OD, pipe ordered separately
MT-219-H	-	Pipe Mount Kit - 2-3/8" TO 3-1/2" PIPE - pipe not included
MT-651-96	-	Plain End Pipe, 2-3/8 in OD x 96 in .120" A500C 46Ksi

* Footnotes

Wind Rating	BWS—Base Wind Speed; FBC—Florida Building Code
--------------------	--

MC-PK14M-B



Low-Profile Co-location Platform Kit, 14 ft face, 12 in to 50 in OD, pipe ordered separately

Product Classification

Product Type Monopole platform kit

General Specifications

Mounting Monopole, 304.8–1270 mm (12–50 in) OD

Pipe, quantity 0

Sectors, quantity 3

Dimensions

Height 254 mm | 10 in

Face Width 4.42 m | 14.5 ft

Width 4,419.6 mm | 174 in

Length 914.4 mm | 36 in

Face Support Pipe Diameter 88.9 mm | 3.5 in

Mounting Diameter, maximum 1270 mm | 50 in

Mounting Diameter, minimum 304.8 mm | 12 in

Pipe Outer Diameter 0 mm | 0 in

Material Specifications

Material Type Hot dip galvanized steel

Mechanical Specifications

Wind Rating 120 mph (BWS) at 150 ft AGL | 140 mph (3-second gust) at 150 ft AGL using Exposure D per FBC

Wind Rating Criteria Four 72 in x 8 in panel antennas per sector

Wind Rating Test Method TIA/EIA-222

Packaging and Weights

Included Pipe mounts | Platform | Ring mount

MC-PK14M-B

Packaging quantity 1
Weight, net 548.847 kg | 1210 lb

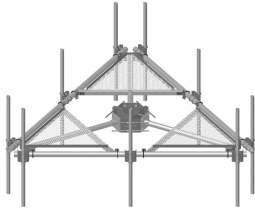
Regulatory Compliance/Certifications

Agency	Classification
ISO 9001:2015	Designed, manufactured and/or distributed under this quality management system

* Footnotes

Wind Rating BWS—Base Wind Speed; FBC—Florida Building Code

MC-PK14S-B



Low-Profile Co-location Platform Kit, 14 ft face, 10 in to 30 in OD, pipe ordered separately

Product Classification

Product Type Monopole platform kit

General Specifications

Mounting Monopole, 254–762 mm (10–30 in) OD

Pipe, quantity 0

Sectors, quantity 3

Dimensions

Height 254 mm | 10 in

Face Width 4.42 m | 14.5 ft

Width 4,419.6 mm | 174 in

Length 914.4 mm | 36 in

Face Support Pipe Diameter 88.9 mm | 3.5 in

Mounting Diameter, maximum 762 mm | 30 in

Mounting Diameter, minimum 254 mm | 10 in

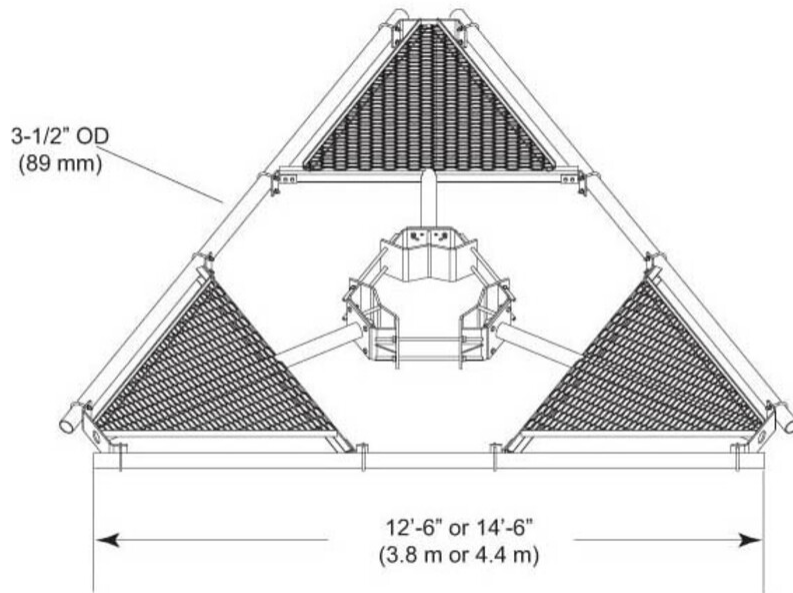
Pipe Outer Diameter 0 mm | 0 in

Mounting Circumference, maximum 2,392.68 mm | 94.2 in

Mounting Circumference, minimum 797.56 mm | 31.4 in

MC-PK14S-B

Outline Drawing



Material Specifications

Material Type Hot dip galvanized steel

Mechanical Specifications

Wind Rating 120 mph (BWS) at 150 ft AGL | 140 mph (3-second gust) at 150 ft AGL using Exposure D per FBC

Wind Rating Criteria Four 72 in x 8 in panel antennas per sector

Wind Rating Test Method TIA/EIA-222

Packaging and Weights

Included Pipe mounts | Platform | Ring mount

Packaging quantity 1

Weight, net 554.88 kg | 1,223.3 lb

Regulatory Compliance/Certifications

Agency	Classification
ISO 9001:2015	Designed, manufactured and/or distributed under this quality management system


MC-PK14S-B

* Footnotes

Wind Rating

BWS—Base Wind Speed; FBC—Florida Building Code

MT-219-H



Pipe Mount Kit - 2-3/8" TO 3-1/2" PIPE - pipe not included

Product Classification

Product Type Pipe mount kit

General Specifications

Mounting Pipe, 60.3 mm (2-3/8 in) OD | Pipe, 88.9 mm (3-1/2 in) OD

Dimensions

Height 254 mm | 10 in

Width 127 mm | 5 in

Length 127 mm | 5 in

Mounting Diameter, maximum 88.9 mm | 3.5 in

Mounting Diameter, minimum 60.325 mm | 2.375 in

Material Specifications

Material Type Hot dip galvanized steel

Packaging and Weights

Included Crossover bracket | U-bolts

Packaging quantity 1


Weight, net 4.9 kg | 10.803 lb

Regulatory Compliance/Certifications

Agency	Classification
CHINA-ROHS	Below maximum concentration value
ISO 9001:2015	Designed, manufactured and/or distributed under this quality management system
REACH-SVHC	Compliant as per SVHC revision on www.andrew.com/ProductCompliance
ROHS	Compliant
UK-ROHS	Compliant



MT-651-96



Plain End Pipe, 2-3/8 in OD x 96 in .120" A500C 46Ksi

Product Classification

Product Type Plain end pipe

General Specifications

Pipe, quantity 1

Dimensions

Height 60.96 mm | 2.4 in

Width 60.96 mm | 2.4 in

Length 2,438.4 mm | 96 in

Pipe Length 2,438.4 mm | 96 in

Pipe Outer Diameter 60.325 mm | 2.375 in

Material Thickness 3.048 mm | 0.12 in

Material Specifications

Material Type A500 | Hot dip galvanized steel

Material Grade C

Material Strength 46 KSI

Packaging and Weights

Included Pipe

Packaging quantity 1

Weight, net 10 kg | 22.046 lb

Regulatory Compliance/Certifications

Agency

CHINA-ROHS

ISO 9001:2015

Classification

Above maximum concentration value

Designed, manufactured and/or distributed under this quality management system

MT-651-96

ROHS Compliant/Exempted

UK-ROHS Compliant/Exempted

