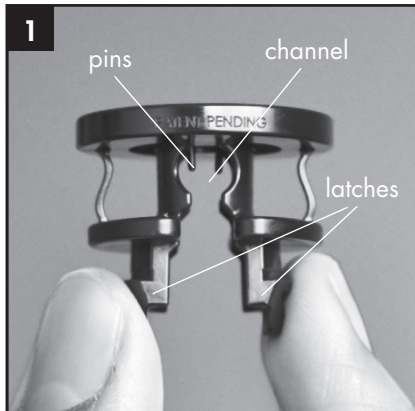


SSH-47

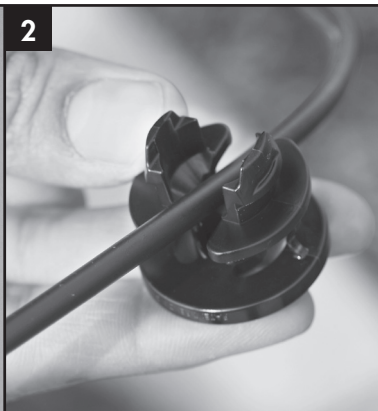
CommScope® SnapTak Adjustable Cable Hanger

Bulletin 7761654 Rev. D | Page 1 of 1

CommScope Infrastructure Academy offers installation training.




The SnapTak hanger has a circular support channel and multiple support members to engage the cable.



Place hanger under cable.




Push cable into the support channel while expanding hanger latches with finger or thumb.



Cable should be centered in keyhole channel and snapped in place.



Push SnapTak hanger in tower member or mounting adapter with $\frac{3}{4}$ " hole. Snap the latches in places.



Polymer SnapTak hangers may be snapped into any other CommScope metal or polymer SnapTak hanger size.


Note:

Visit [commscope.com](https://www.commscope.com) click QR codes above for hanger selection and hanger spacing resources. Hanger selection calculator:
<https://www.commscope.com/SnapStak/>

Hanger specification and hanger spacing guide:
<https://www.commscope.com/Product-Catalog/Tools-and-Accessories/Product/Coaxial-Tools,Consumables-and-Accessories/>

Part Information for Available Hangers

Part Number	Stackability	Cable Diameter Range (mm)
SSH-47	3	4.00 min to 7.00 max
SSH-710	3	7.10 min to 10.00 max
SSH-1014	3	10.10 min to 14.00 max
SSH-1416	3	14.10 min to 16.00 max



Acceptable stack combinations

CommScope

1100 CommScope Place SE P.O. Box 339, Hickory, NC 28603-0339
(828) 324-2200 (800) 982-1708
www.commscope.com

Customer Service 24 hours

North America: +1-800-255-1479 (toll free)
Any country: +1-779-435-6500
email: acicustomersupportcenter@commscope.com

Notice: CommScope disclaims any liability or responsibility for the results of improper or unsafe installation, inspection, maintenance, or removal practices.
Aviso: CommScope no acepta ninguna obligación ni responsabilidad como resultado de prácticas incorrectas o peligrosas de instalación, inspección, mantenimiento o retiro.
Avis: CommScope décline toute responsabilité pour les conséquences de procédures d'installation, d'inspection, d'entretien ou de retrait incorrectes ou dangereuses.
Hinweis: CommScope lehnt jede Haftung oder Verantwortung für Schäden ab, die aufgrund unsachgemäßer Installation, Überprüfung, Wartung oder Demontage auftreten.
Atenção: A CommScope abdica do direito de toda responsabilidade pelos resultados de práticas inadequadas e sem segurança de instalação, inspeção, manutenção ou remoção.
Avertenza: CommScope declina eventuali responsabilità derivanti dall'esecuzione di procedure di installazione, ispezione, manutenzione e smontaggio improprie o poco sicure.
注意: CommScope 公司申明對於不恰當或不安全的安裝、檢驗、維修或拆卸操作所導致的後果不負責任 何義務和責任

