

4

3

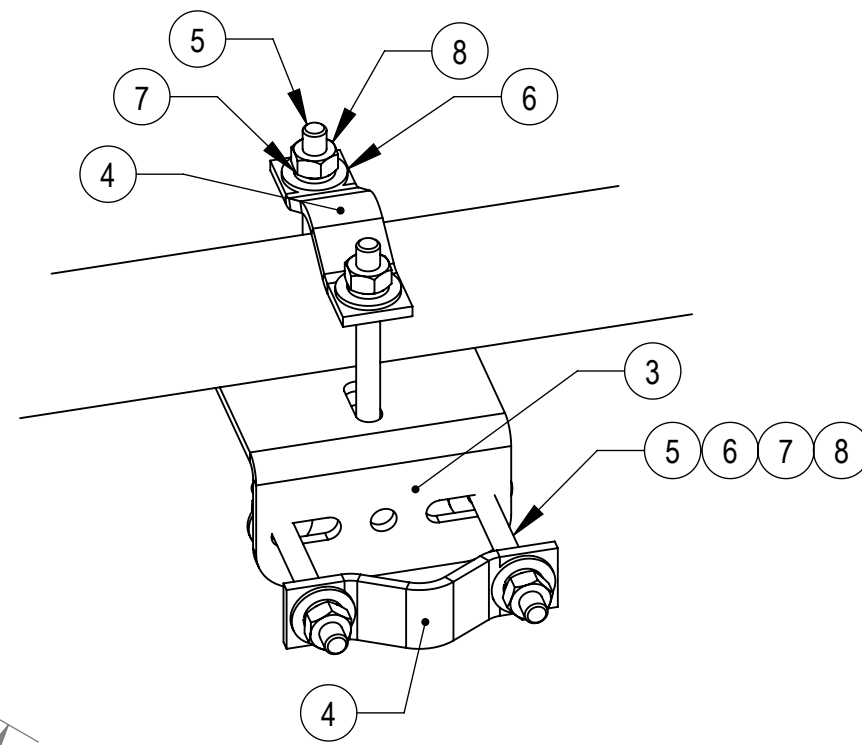
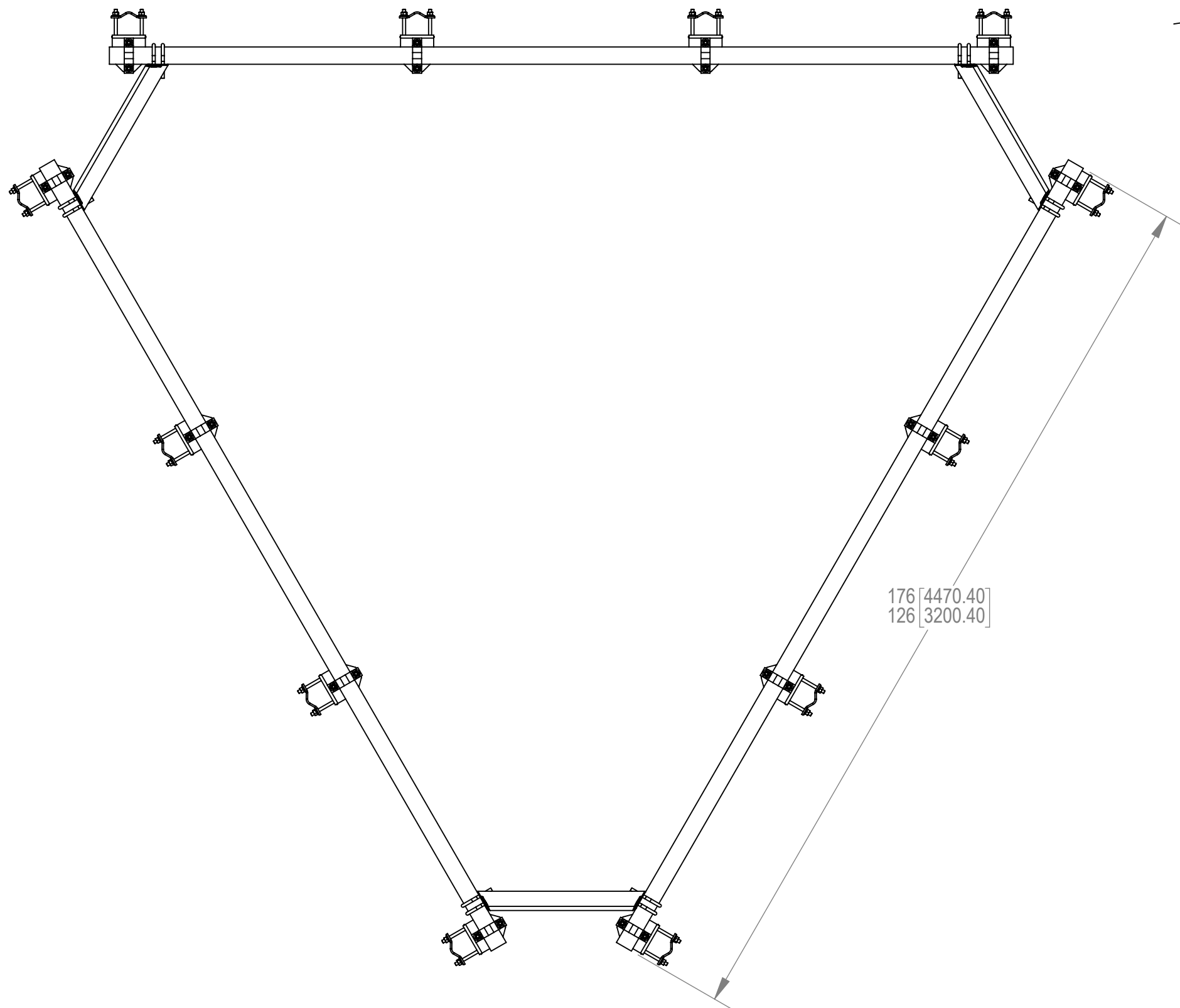
2

1

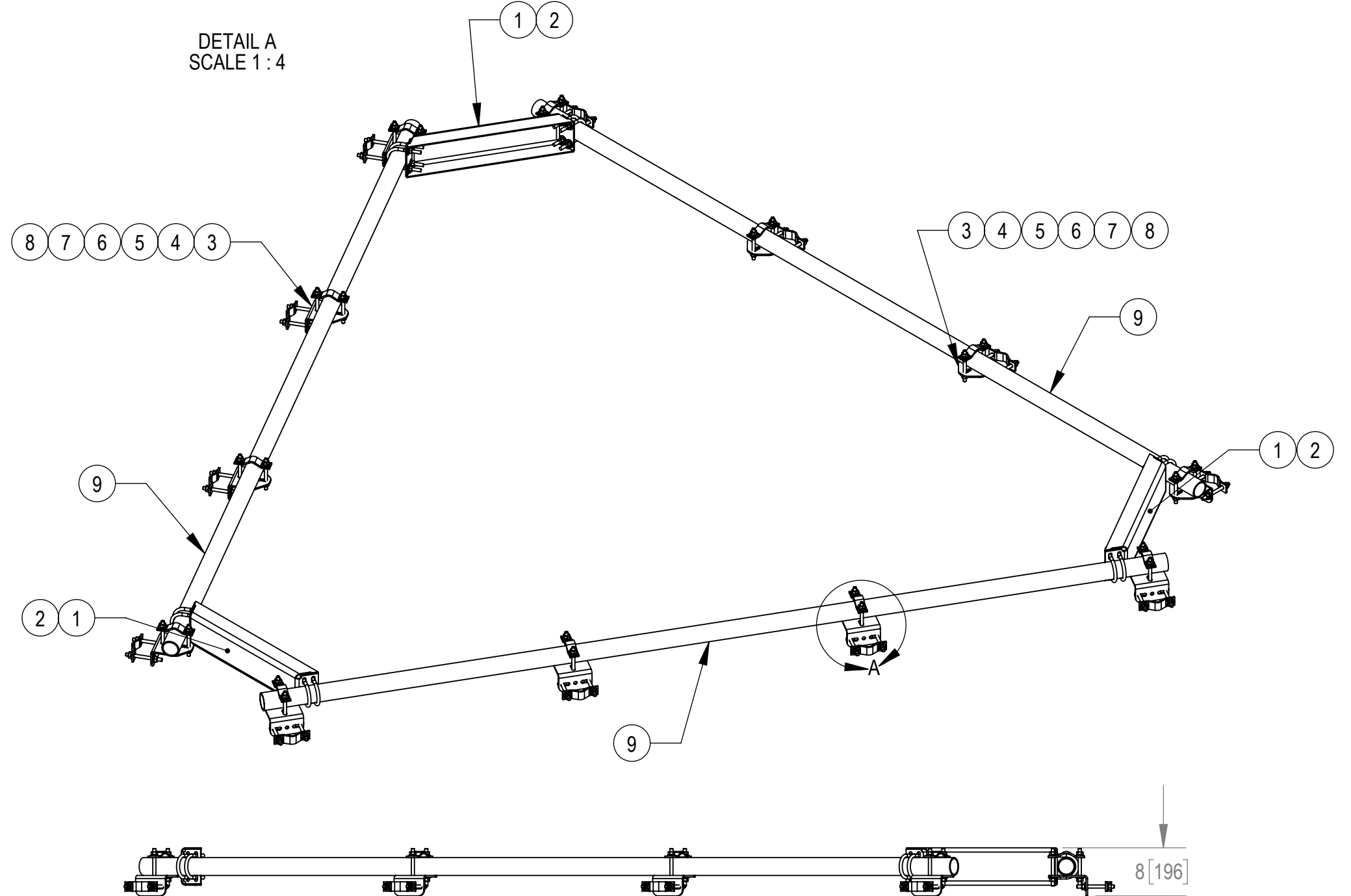
NOTES:

- 1.0 GENERAL NOTES
- 1.1 ALL METRIC DIMENSIONS ARE IN BRACKETS.
- 2.0 DESIGN NOTES
- 3.0 MANUFACTURING/SPECIAL REQUIREMENTS
- 4.0 TEST
- 5.0 PACKAGING

REVISIONS				
REV.	ECN	DESCRIPTION	BY	DATE
A	8000037913	INITIAL RELEASE	RJC	10/23/2019



DETAIL A
SCALE 1:4



MT-195-12UHD SHOWN

ITEM	PART NO.	DESCRIPTION	QTY.	NOTE NO.
1	MT19525	CORNER WELDMENT FOR MT-195	3	
2	GUB-4352	1/2" X 3" X 5-1/4" GALV U-BOLT	12	
3	XAU01	ANGLE, CROSSOVER, 1.9-3.5" X 1.9-3.5" OD	12	
4	ACP10	1.5" - 3.5" O.D. CLAMP HALF	24	
5	MT-379-6	1/2" X 6" GALV THREADED ROD	48	
6	GW-04	1/2" GALV FLAT WASHER	96	
7	GWL-04	1/2" GALV LOCK WASHER	96	
8	GN-04A	1/2" GALV HEX NUT (A194 2H)	96	
9	MT-546-150	2-7/8" OD x 150" GALV PIPE	3	SEE TABLE FOR PIPE

PART NUMBER	DESCRIPTION	HARDWARE KIT	PIPE	WEIGHT
MT-195-8UHD	HANDRAIL KIT, 8' FACE UNIV HEAVY DUTY	MT195UHDHK	MT54696	353
MT-195-10UHD	HANDRAIL KIT, 10' FACE UNIV HEAVY DUTY	MT195UHDHK	MT-546-126	398
MT-195-12UHD	HANDRAIL KIT, 12' FACE UNIV HEAVY DUTY	MT195UHDHK	MT-546-150	435
MT-195-14UHD	HANDRAIL KIT, 14' FACE UNIV HEAVY DUTY	MT195UHDHK	MT-546-174	469

DENSITY	lbs/in ³
MASS	SEE TABLE lbs
VOLUME	1532.43 in ³
SURFACE AREA	in ²
HEIGHT	
LENGTH	
WIDTH	

COMMSCOPE, INC. OF NORTH CAROLINA

TOLERANCES
 0 PLACE X ± .25 2 PLACE .XX ± 0.06
 1 PLACE .X ± 0.12 ANGLES ± 2°

SAP MATERIAL MASTER
MT-195-UHD

FINISH: GALV A123 MATERIAL: A500, A1011/A1018

NAME	DATE	TITLE
CE RJC	10/21/19	HANDRAIL KIT, UNIVERSAL HEAVY DUTY
RW BCAMPBELLCON	10/24/2019	
RV MC1107	10/24/2019	
RE FA1024	10/31/2019	

SCALE: 1:20 DOCUMENT NO.: **MT-195-UHD**

SIZE	WORK AREA	MODEL	DRAWING			SHEET		
C	24	00	RE	A	00	RE	A	1 OF 1

4

3

2

1