

6VV-10A-F6



24-port multibeam antenna, 24x 1695–2690 MHz, 6x 10-14° HPBW, fixed electrical tilt, 1.3m length

- Provides 6 beams, Each supporting 4xMIMO for high capacity at venues or special events
- Covers the entire mid-band, including bands 1,3,7,25,66,30,38,40,41
- Increases capacity density for maximum throughput

General Specifications


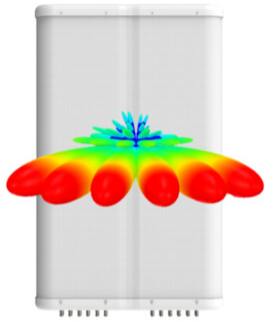
Antenna Type	Multibeam
Band	Single band
Color	Light Gray (RAL 7035)
Grounding Type	RF connector inner conductor and body grounded to reflector and mounting bracket
Performance Note	Outdoor usage
Radome Material	Fiberglass, UV resistant
Radiator Material	Low loss circuit board
Reflector Material	Aluminum
RF Connector Interface	4.3-10 Female
RF Connector Location	Bottom
RF Connector Quantity, mid band	24
RF Connector Quantity, total	24

Dimensions

Width	970 mm 38.189 in
Depth	235 mm 9.252 in
Length	1300 mm 51.181 in
Net Weight, antenna only	50.2 kg 110.672 lb

Array Layout

6VV-10A-F6



Bottom

Array	Freq (MHz)	Conns	AZ Pan angles
Y1	1695-2690	1-2	+40°
Y2	1695-2690	3-4	
Y3	1695-2690	5-6	+24°
Y4	1695-2690	7-8	
Y5	1695-2690	9-10	+8°
Y6	1695-2690	11-12	
Y7	1695-2690	13-14	-8°
Y8	1695-2690	15-16	
Y9	1695-2690	17-18	-24°
Y10	1695-2690	19-20	
Y11	1695-2690	21-22	-40°
Y12	1695-2690	23-24	

(Sizes of colored boxes are not true depictions of array sizes)

Port Configuration



Electrical Specifications

Impedance	50 ohm
Operating Frequency Band	1695 – 2690 MHz
Polarization	±45°
Total Input Power, maximum	2,000 W

6VV-10A-F6

Electrical Specifications

	Y1-Y12	Y1-Y12	Y1-Y12	Y1-Y12	Y1-Y12
Frequency Band, MHz	1695–1880	1850–1990	1920–2200	2300–2500	2500–2690
RF Port	P1-P24	P1-P24	P1-P24	P1-P24	P1-P24
Gain, dBi	20.5	21	21.3	22.1	22.1
Beam Centers, Horizontal, degrees	±8 ±24 ±40	±8 ±24 ±40	±8 ±24 ±40	±8 ±24 ±40	±8 ±24 ±40
Beam Crossover, dB	8	8	9	11	12
Beamwidth, Horizontal, degrees	12	11	11	10	9
Beamwidth, Vertical, degrees	15.7	14.3	13.7	11.5	10.8
Beam Tilt, degrees	6	6	6	6	6
USLS (First Lobe), dB	16	15	15	15	15
Isolation, Cross Polarization, dB	25	25	25	25	25
Isolation, Beam to Beam, dB	19	19	19	19	18
VSWR Return loss, dB	1.5 14.0	1.5 14.0	1.5 14.0	1.5 14.0	1.5 14.0
PIM, 3rd Order, 2 x 20 W, dBc	-153	-153	-153	-153	-153
Input Power per Port at 50°C, maximum, watts	100	100	100	100	100

Electrical Specifications, BASTA

	1695–1880	1850–1990	1920–2200	2300–2500	2500–2690
Frequency Band, MHz	1695–1880	1850–1990	1920–2200	2300–2500	2500–2690
Gain by all Beam Tilts, average, dBi	19.8	20.4	20.6	21.3	21.2
Front-to-Back Total Power at 180° ± 30°, dB	29	29	28	24	23
CPR at Boresight, dB	16	23	22	16	20

Mechanical Specifications

Wind Loading @ Velocity, frontal	1,612.0 N @ 150 km/h (362.4 lbf @ 150 km/h)
Wind Loading @ Velocity, lateral	492.0 N @ 150 km/h (110.6 lbf @ 150 km/h)
Wind Loading @ Velocity, rear	1,612.0 N @ 150 km/h (362.4 lbf @ 150 km/h)
Wind Speed, maximum	241 km/h (150 mph)

Packaging and Weights

Width, packed	1122 mm 44.173 in
----------------------	---------------------

6VV-10A-F6

Depth, packed	561 mm 22.087 in
Length, packed	1566 mm 61.654 in
Weight, gross	75.9 kg 167.331 lb

Regulatory Compliance/Certifications

Agency

ISO 9001:2015

UK-ROHS



Classification

Designed, manufactured and/or distributed under this quality management system

Compliant


Included Products

- | | | |
|----------|---|--|
| BSAMNT-9 | - | Wide Profile Antenna Downtilt Mounting Kit for 2.4 - 4.5 in (60 - 115 mm) OD round members. Kit contains one scissor top bracket set and one bottom bracket set. |
|----------|---|--|

* Footnotes

Performance Note Severe environmental conditions may degrade optimum performance

BSAMNT-9



Wide Profile Antenna Downtilt Mounting Kit for 2.4 - 4.5 in (60 - 115 mm) OD round members. Kit contains one scissor top bracket set and one bottom bracket set.

Product Classification

Product Type Downtilt mounting kit

General Specifications

Application Outdoor

Color Silver

Dimensions

Compatible Diameter, maximum 115 mm | 4.528 in

Compatible Diameter, minimum 60 mm | 2.362 in

Material Specifications

Material Type Galvanized steel

Packaging and Weights

Included Brackets | Hardware

Packaging quantity 1

Weight, gross 9.7 kg | 21.385 lb

Regulatory Compliance/Certifications

Agency	Classification
CE	Compliant with the relevant CE product directives
CHINA-ROHS	Above maximum concentration value
ISO 9001:2015	Designed, manufactured and/or distributed under this quality management system
ROHS	Compliant/Exempted

BSAMNT-9

