

MQ Cable Installation

CLT assemblies

Bulletin 7852418 Revision B Page 1 of 1




Wrench Size: 16mm, 18mm, 22mm, 32mm



Torque Wrench Required Size: 18mm, 22mm, 32mm

- 1** Align two red anchor points to connect the MQ cable to the antenna port.



Note: While a 2 port MQ jumper is used to connect two male panel connectors, the installation direction indicator red anchor dots on the two panel connectors allow the deflection angle to be plus or minus 180° when the jumper length is greater than or equal to 2 meters.

- 2** Tighten the coupling nut using a torque wrench. The tightening torque is 25 N·m.



Torque Required

- 3a** Connect the other end of the MQ cable to the ANT port at the bottom of the RRU, and tighten it using a torque wrench. The tightening torque is 1.1 N·m for type N connectors, 5-15 N·m for 4.3-10 connectors, and 25 N·m for DIN connectors.



Torque Required

- 3b** If installing MQ Adapter Cables, mark the ends of the RF cable based on the mapping relations of the cable labels, connect the RF cables to the MQ branch line cables and tighten the connectors using two wrenches. The tightening torque is 1.1 N·m for type N connectors, 5-15 N·m for 4.3-10 connectors, and 25 N·m for DIN connectors.

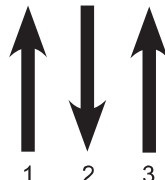


Torque Required

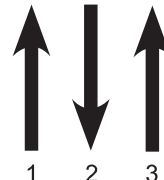
Waterproofing antenna MQ, RRU and RF cable connectors



Wrap one layer of insulation tape



Wrap three layers of waterproof tape



Wrap three layers of insulation tape

CommScope

3642 E US Highway 70, Claremont, NC 28610 USA
(828) 324-2200 (800) 982-1708
www.commscope.com

Technical Support

+1 888 297 6433, Option 3 (Toll Free US and Canada)
+49-9099-69-333
<https://www.commscope.com/wisupport> (open a ticket)

Notice: CommScope disclaims any liability or responsibility for the results of improper or unsafe installation, inspection, maintenance, or removal practices.
Aviso: CommScope no acepta ninguna obligación ni responsabilidad como resultado de prácticas incorrectas o peligrosas de instalación, inspección, mantenimiento o retiro.
Avis : CommScope décline toute responsabilité pour les conséquences de procédures d'installation, d'inspection, d'entretien ou de retrait incorrectes ou dangereuses.
Hinweis: CommScope lehnt jede Haftung oder Verantwortung für Schäden ab, die aufgrund unsachgemäßer Installation, Überprüfung, Wartung oder Demontage auftreten.
Atenção: A CommScope abdica do direito de toda responsabilidade pelos resultados de práticas inadequadas e sem segurança de instalação, inspeção, manutenção ou remoção.
Avvertenza: CommScope declina eventuali responsabilità derivanti dall'esecuzione di procedure di installazione, ispezione, manutenzione e smontaggio improprie o poco sicure.

注意: CommScope 公司申明對於不恰當或不安全的安裝、檢驗、維修或拆卸操作所導致的後果不負責任 何義務和責任