


# RV-65S-FVB



4-port sector antenna, 2x 698-960 and 2x 1710-2690 MHz, 65° HPBW, fixed tilt

- Ideal for small cell applications

## General Specifications


<b>Antenna Type</b>	Sector
<b>Band</b>	Multiband
<b>Color</b>	Light Gray (RAL 7035)
<b>Grounding Type</b>	RF connector inner conductor and body grounded to reflector and mounting bracket
<b>Performance Note</b>	Outdoor usage
<b>Radome Material</b>	Fiberglass, UV resistant
<b>Radiator Material</b>	Aluminum
<b>Reflector Material</b>	Aluminum
<b>RF Connector Interface</b>	4.3-10 Female
<b>RF Connector Location</b>	Bottom
<b>RF Connector Quantity, mid band</b>	2
<b>RF Connector Quantity, low band</b>	2
<b>RF Connector Quantity, total</b>	4

## Dimensions

<b>Width</b>	300 mm   11.811 in
<b>Depth</b>	150 mm   5.906 in
<b>Length</b>	597 mm   23.504 in
<b>Net Weight, antenna only</b>	4.6 kg   10.141 lb

## Array Layout

# RV-65S-FVB



Array ID	Frequency (MHz)	RF Connector	HPBW	RET (N/A)	AISG No.	RET UID
R1	698-960	1 - 2	65°	N/A	NA	N/A
Y1	1710-2690	3 - 4	65°			

(Sizes of colored boxes are not true depictions of array sizes)

## Port Configuration



## Electrical Specifications

<b>Impedance</b>	50 ohm
<b>Operating Frequency Band</b>	1710 – 2690 MHz   698 – 960 MHz
<b>Polarization</b>	±45°
<b>Total Input Power, maximum</b>	500 W

# RV-65S-FVB

## Electrical Specifications

	<b>R1</b>	<b>R1</b>	<b>R1</b>	<b>Y1</b>	<b>Y1</b>	<b>Y1</b>	<b>Y1</b>
<b>Frequency Band, MHz</b>	<b>698–806</b>	<b>790–894</b>	<b>880–960</b>	<b>1710–1920</b>	<b>1920–2180</b>	<b>2300–2500</b>	<b>2500–2690</b>
<b>RF Port</b>	1,2	1,2	1,2	3,4	3,4	3,4	3,4
<b>Gain, dBi</b>	11	11.4	11.7	13.4	14.4	15	14.9
<b>Beamwidth, Horizontal, degrees</b>	71	69	65	67	66	64	64
<b>Beamwidth, Vertical, degrees</b>	38	34.6	31.8	18	16.2	13.6	13.1
<b>Beam Tilt, degrees</b>	0	0	0	0	0	0	0
<b>USLS (First Lobe), dB</b>	17	17	16	14	14	13	13
<b>Front-to-Back Ratio, Copolarization 180° ± 30°, dB</b>	25	26	25	24	27	27	28
<b>Isolation, Cross Polarization, dB</b>	20	20	20	23	23	23	23
<b>Isolation, Inter-band, dB</b>	25	25	25	25	25	25	25
<b>VSWR   Return loss, dB</b>	1.5 14.0	1.5 14.0	1.5 14.0	1.5 14.0	1.5 14.0	1.5 14.0	1.5 14.0
<b>PIM, 3rd Order, 2 x 20 W, dBc</b>	-150	-150	-150	-150	-150	-150	-150
<b>Input Power per Port, maximum, watts</b>	250	250	250	200	200	200	200

## Electrical Specifications, BASTA

	<b>698–806</b>	<b>790–894</b>	<b>880–960</b>	<b>1710–1920</b>	<b>1920–2180</b>	<b>2300–2500</b>	<b>2500–2690</b>
<b>Frequency Band, MHz</b>	<b>698–806</b>	<b>790–894</b>	<b>880–960</b>	<b>1710–1920</b>	<b>1920–2180</b>	<b>2300–2500</b>	<b>2500–2690</b>
<b>Gain by all Beam Tilts, average, dBi</b>	10.8	11.2	11.6	13.1	14.2	14.8	14.9
<b>Gain by all Beam Tilts Tolerance, dB</b>	±0.4	±0.2	±0.3	±0.6	±0.5	±0.2	±0.1
<b>Beamwidth, Horizontal Tolerance, degrees</b>	±2	±2	±4	±3	±4	±2	±2
<b>Beamwidth, Vertical Tolerance, degrees</b>	±1.8	±1.9	±1.8	±1.1	±1.1	±0.9	±0.4
<b>CPR at Boresight, dB</b>	21	22	21	25	24	26	25

## Mechanical Specifications

<b>Wind Loading @ Velocity, frontal</b>	102.0 N @ 150 km/h (22.9 lbf @ 150 km/h)
<b>Wind Loading @ Velocity, lateral</b>	47.0 N @ 150 km/h (10.6 lbf @ 150 km/h)
<b>Wind Loading @ Velocity, rear</b>	102.0 N @ 150 km/h (22.9 lbf @ 150 km/h)
<b>Wind Speed, maximum</b>	200 km/h (124 mph)

# RV-65S-FVB

---

## Packaging and Weights

<b>Width, packed</b>	395 mm   15.551 in
<b>Depth, packed</b>	270 mm   10.63 in
<b>Length, packed</b>	750 mm   29.528 in
<b>Weight, gross</b>	8.3 kg   18.298 lb

## Regulatory Compliance/Certifications

<b>Agency</b>	<b>Classification</b>
CHINA-ROHS	Below maximum concentration value
ISO 9001:2015	Designed, manufactured and/or distributed under this quality management system
REACH-SVHC	Compliant as per SVHC revision on <a href="http://www.commscope.com/ProductCompliance">www.commscope.com/ProductCompliance</a>
ROHS	Compliant
UK-ROHS	Compliant



## Included Products


BSAMNT-B95-05	-	Wide Profile Antenna Downtilt Mounting Kit for 2.4 - 4.5 in (60 - 115 mm) OD round members. Kit contains one bracket set.
---------------	---	---

## \* Footnotes

<b>Performance Note</b>	Severe environmental conditions may degrade optimum performance
-------------------------	---

# BSAMNT-B95-05

---



Wide Profile Antenna Downtilt Mounting Kit for 2.4 - 4.5 in (60 - 115 mm) OD round members. Kit contains one bracket set.

## Product Classification

**Product Type** Downtilt mounting kit

## General Specifications

**Application** Outdoor

**Color** Silver

## Dimensions

**Compatible Diameter, maximum** 115 mm | 4.528 in

**Compatible Diameter, minimum** 60 mm | 2.362 in

**Weight, net** 1.6 kg | 3.527 lb

## Material Specifications

**Material Type** Galvanized steel

## Packaging and Weights

**Included** Brackets | Hardware

**Packaging quantity** 1

## Regulatory Compliance/Certifications

### Agency

CE  
ISO 9001:2015

### Classification

Compliant with the relevant CE product directives  
Designed, manufactured and/or distributed under this quality management system

