

4

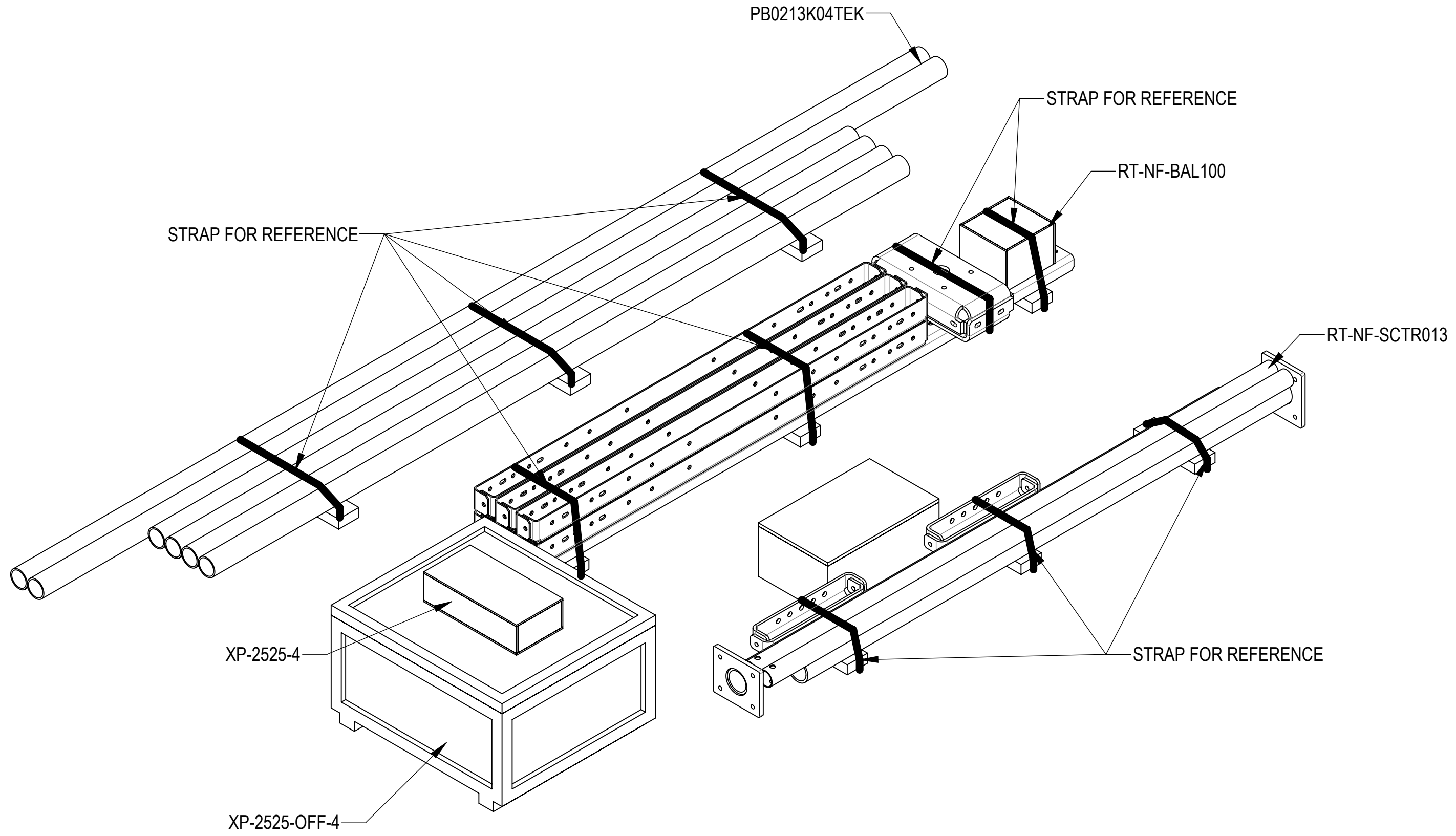
3

2

1

- 1.0 GENERAL NOTES
 - 1.1 ALL METRIC DIMENSIONS ARE IN BRACKETS [X. X]
 - 1.2 FOR PATENT INFO: <https://www.cs-pat.com>
- 2.0 DESIGN NOTES
- 3.0 MANUFACTURING/SPECIAL REQUIREMENTS
 - 3.1 TIGHTEN ALL BOLTS SECURING FLAT PLATES BY THE TURN-OF-NUT METHOD. TIGHTEN ALL U-BOLTS USING TURN-OF-NUT METHOD WITH ATTENTION TO LEAVE EQUAL DISTANCE AND EQUAL FORCE ON EACH LEG OF THE U-BOLT.
- 4.0 TEST
- 5.0 PACKAGING
 - 5.1 PACKAGING SHALL MEET COMMSCOPE REQUIREMENTS PER DOCUMENT IS-PL-3005
 - 5.2 PRINTED DOCUMENT TO BE PLACED INSIDE POLYBAG AND THEN IN SHIPPING CONTAINER
 - 5.3 EXTRA HARDWARE MAY BE SUPPLIED, BAGGED AND SHIPPED

REVISIONS			
REV.	DESCRIPTION	DATE	APPROVED
A	INITIAL RELEASE	YMENG 11MAY24	XK1001 40195238CMO



PACKAGE VIEW

COMMSCOPE, INC. OF NORTH CAROLINA										
TOLERANCES					SAP MATERIAL MASTER					
1 PLACE .X[X] ± 0.2[6.3]			3 PLACE .XXX[X] ± 0.060[1.5]			RT-NF13-4-120				
2 PLACE .XX[X] ± 0.12[3.0]			ANGLES ± 2°							
FINISH					MATERIAL					
UNLESS OTHERWISE SPECIFIED DIMENSIONS ARE IN INCHES INTERPRET PER ANSI Y 14.5M-1994	CE	YMENG	11MAY24	PIM-GUARD MT13'BALLAST(4)2.875"x120"PIPE						
	RW	YMENG	05/20/2024							
	AD	XK1001	05/20/2024							
	RE	YMENG	05/20/2024							
	ECN	40195238CMO								
SCALE		DOCUMENT NO.								
1:24		RT-NF13-4-120								
SIZE	Auth Group	INSL	MODEL			DRAWING				SHEET
C			VERSION	STATUS	REVISION	VERSION	STATUS	REVISION	1 OF 3	
			00	RE	A	00	RE	A		

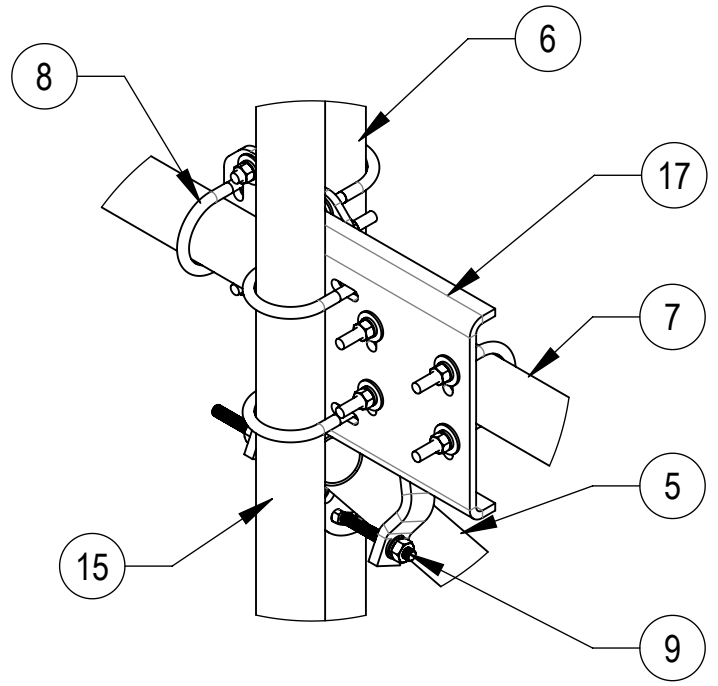
DENSITY		lbs/in ³
MASS	1164.61	lbs
VOLUME	7831.83	in ³
SURFACE AREA	49313.70	in ²
HEIGHT	144.5"	
LENGTH	156.0"	
WIDTH	94.1"	

4

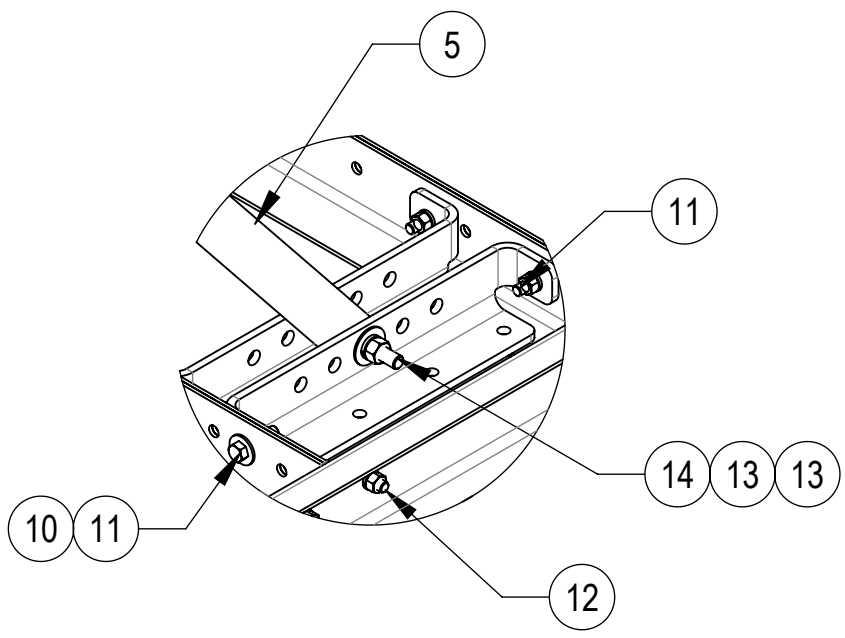
3

2

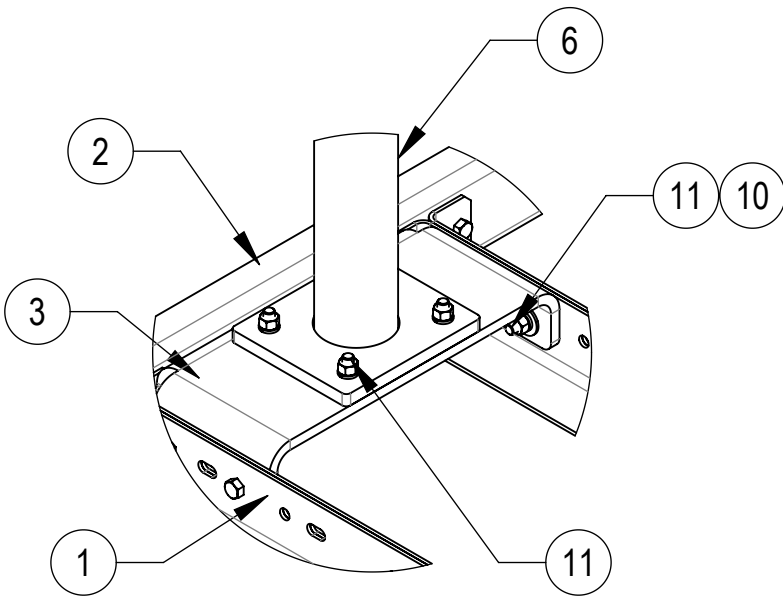
1



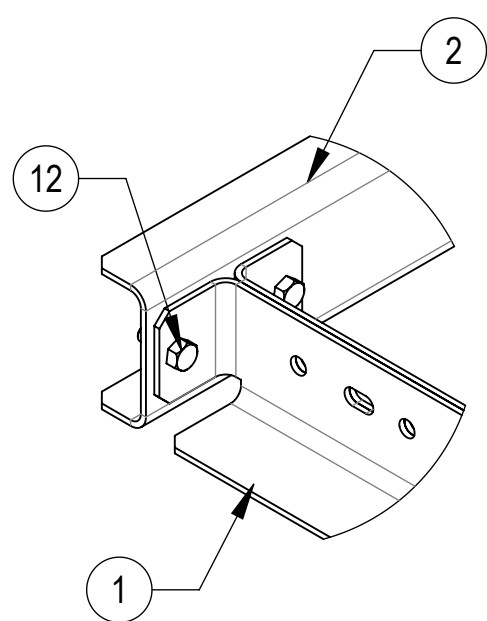
DETAIL A
SCALE 1 : 8



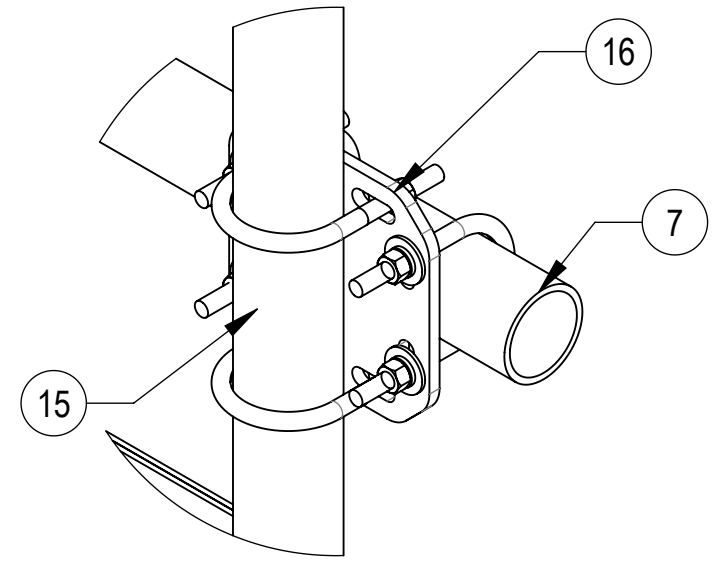
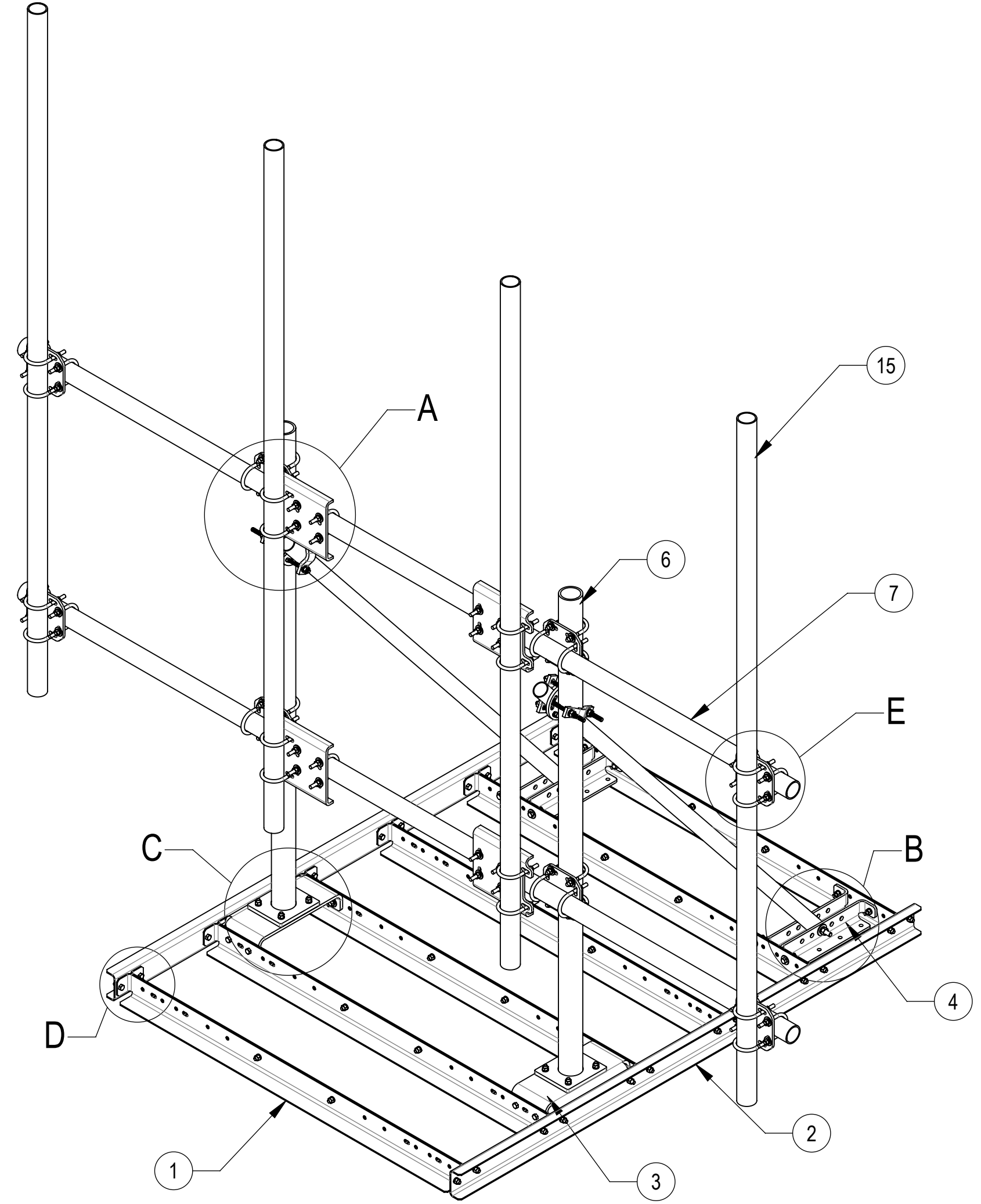
DETAIL B
SCALE 1 : 8



DETAIL C
SCALE 1 : 8



DETAIL D
SCALE 1 : 5



DETAIL E
SCALE 1 : 5

COMPONENT PART NUMBERS PROVIDED FOR ASSEMBLY PURPOSES;
INDIVIDUAL COMPONENTS MAY BE SHIPPED AS PARTS WITHIN AN INCLUDED KIT.

ITEM	PART NO.	DESCRIPTION	QTY.	WEIGHT	NOTE NO.
1	RTNF100-00	ANGLE, ROOF TOP TRAY	12	22.75 LBS	
2	RTNF102	CHANNEL, ROOF TOP TRAY SIDE	2	38.18 LBS	
3	RTNF103	BRACKET, ROOF TOP VERTICLE PIPE MTG	2	27.93 LBS	
4	RTNF107	BRACKET, ROOF TOP TIEBACK	4	9.45 LBS	
5	RTNF090-00	PIPE, ROOF TOP TIEBACK	2	21.53 LBS	
6	RTNF110	WELDMENT, ROOF TOP VERTICLE PIPE	2	79.04 LBS	
7	MT546156	2.875" O.D. X 156" PIPE	2	75.58 LBS	
8	XP-2530	CROSSOVER PLATE KIT, 2-7/8 OD X 3-1/2 OD	4	8.36 LBS	
9	XP-R	CROSSOVER PLATE, ROUND, UP TO 3.5" OD	2	6.20 LBS	
10	GW-04	1/2" GALV FLAT WASHER	20	0.04 LBS	
11	GB-04205	1/2" X 2" GALV BOLT KIT	28	0.16 LBS	
12	GB-04125	1/2" X 1-1/4" GALV BOLT KIT	32	0.12 LBS	
13	GW-05	5/8" GALV FLAT WASHER, 1.7OD	4	0.06 LBS	
14	GB-05505	5/8" X 5" GALV BOLT KIT	2	0.52 LBS	
15	MT546120	PIPE, 2.875"OD X 120"	4	57.45 LBS	
16	XP-2525	CROSSOVER PLATE KIT, 2-7/8 OD X 2-7/8 OD	4	8.37 LBS	
17	XP-2525-OFF	OFFSET CO PLATE KIT, 2-7/8ODX2-7/8OD	4	16.64 LBS	

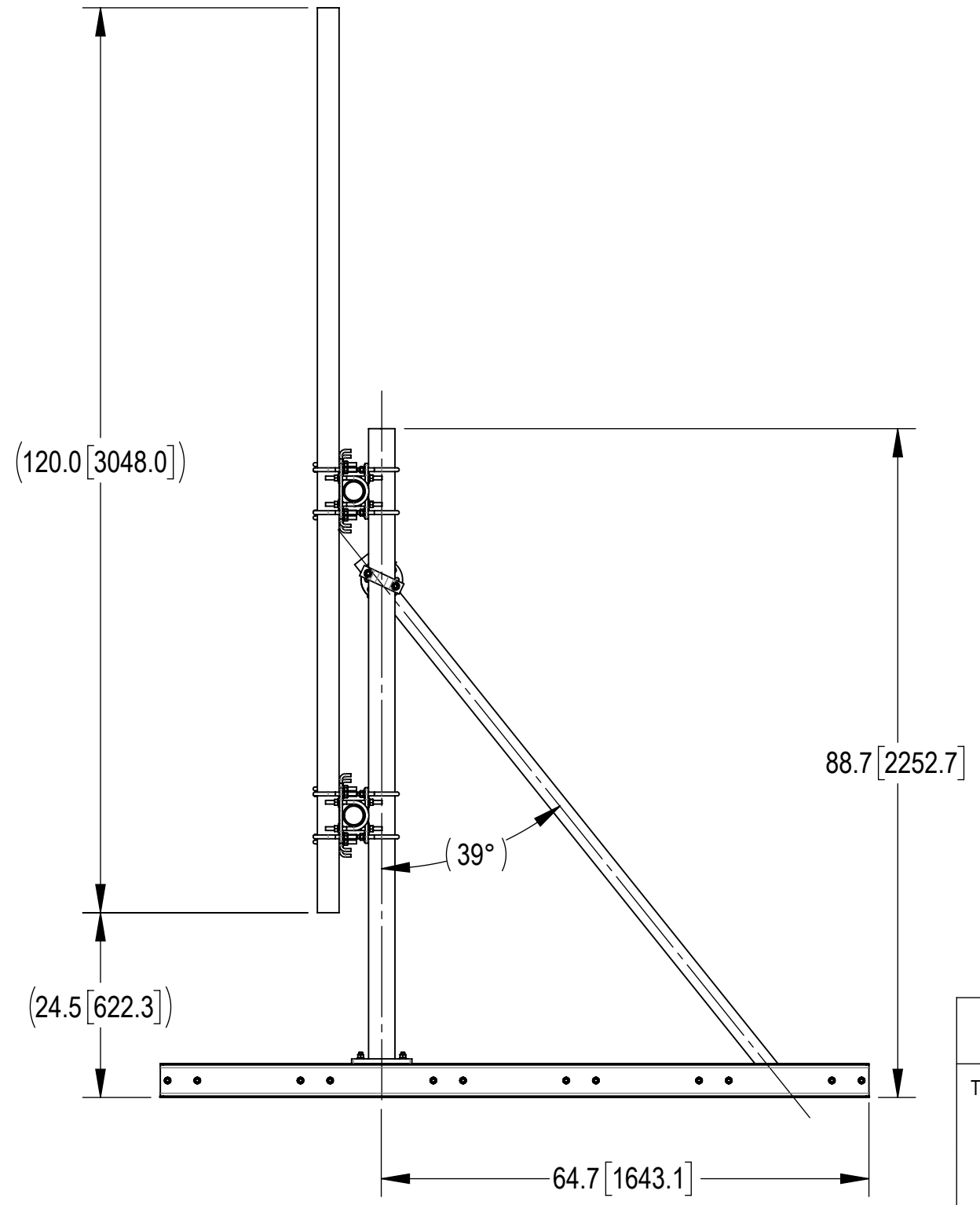
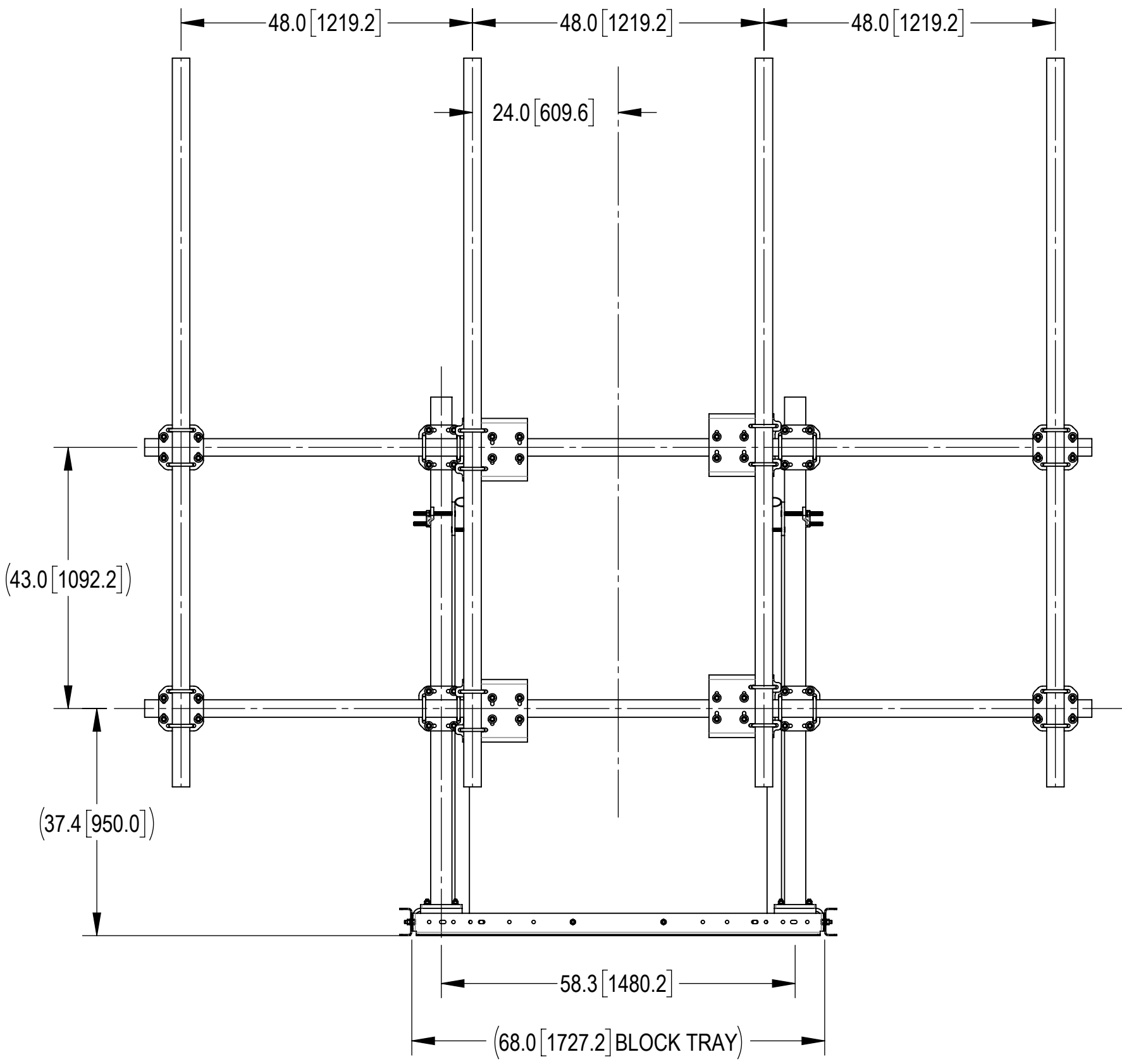
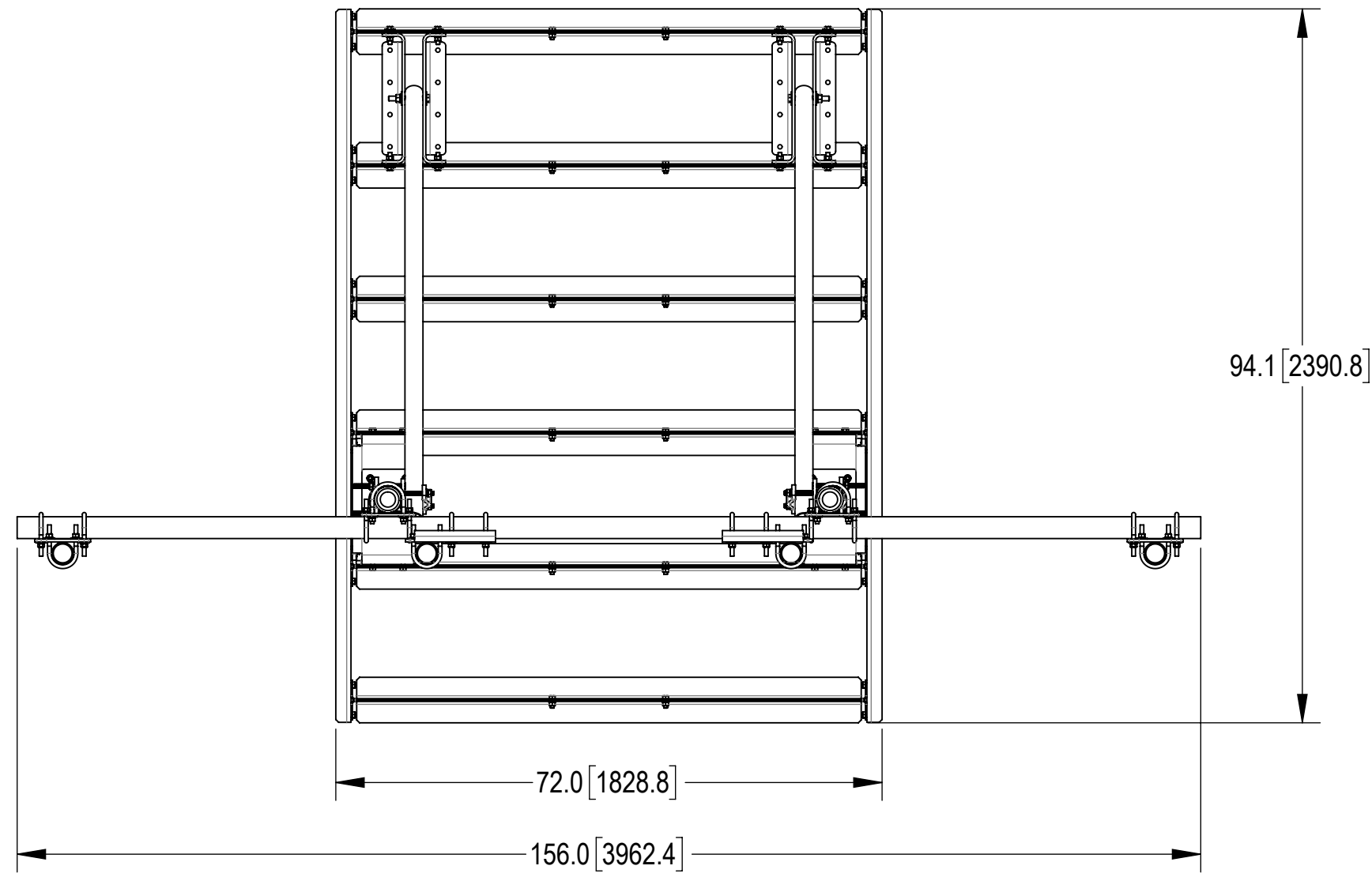
COMMSCOPE, INC. OF NORTH CAROLINA				
TITLE PIM-GUARD MT13'BALLAST(4)2.875"x120"PIPE				
SIZE C	SCALE 1:24	DOCUMENT NO. RT-NF13-4-120		
DRAWING		VERSION	STATUS	REVISION
		00	RE	A
				SHEET 2 OF 3

4

3

2

1



COMMSCOPE, INC. OF NORTH CAROLINA				
TITLE PIM-GUARD MT13'BALLAST(4)2.875"x120"PIPE				
SIZE C	SCALE 1:24	DOCUMENT NO. RT-NF13-4-120		
		DRAWING		SHEET
		VERSION	STATUS	REVISION
		00	RE	A
				3 OF 3

© 2024 CommScope, Inc. Confidential

4

3

2

1

D

D

C

C

B

B

A

A